

# UCLA TRADITION





# UCLA'S CHAMPIONSHIP TRADITION



**11 NCAA CHAMPIONSHIPS**

**1 NIT CHAMPIONSHIP**

**30 CONFERENCE CHAMPIONSHIPS**

## NCAA CHAMPIONS

SEASON	COACH	RECORD
1963-64	John Wooden	30-0
1964-65	John Wooden	28-2
1966-67	John Wooden	30-0
1967-68	John Wooden	29-1
1968-69	John Wooden	29-1
1969-70	John Wooden	28-2
1970-71	John Wooden	29-1
1971-72	John Wooden	30-0
1972-73	John Wooden	30-0
1974-75	John Wooden	28-3
1994-95	Jim Harrick	32-1

UCLA has played in 42 NCAA Basketball Tournaments (second in NCAA); has won 11 national titles (leads NCAA); has made 18 Final Four appearances (leads NCAA); has won 98 games (second in NCAA) while losing just 35 for a 73.7 winning percentage (second in NCAA).

## NIT CHAMPIONS

SEASON	COACH	RECORD
1984-85	Walt Hazzard	21-12

## UCLA IN TOP 10 POLLS

Since the inception of the Associated Press poll in 1949, UCLA finished the season ranked No. 1 on eight occasions. From 1964 through 1979, the Bruins finished No. 1 seven times and finished second seven times. Since the inception of the National Association of Basketball Coaches poll in 1951, UCLA has finished No. 1 seven times. From 1964-1979, the Bruins were ranked No. 1 on six occasions and finished second seven times.

### ASSOCIATED PRESS

1950	7th	<b>1973</b>	<b>1st</b>	<b>1995</b>	<b>1st</b>
1956	8th	1974	2nd	1997	7th
<b>1964</b>	<b>1st</b>	<b>1975</b>	<b>1st</b>	2006	7th
1965	2nd	1976	5th	2007	6th
<b>1967</b>	<b>1st</b>	1977	2nd	2008	3rd
1968	2nd	1978	2nd		
<b>1969</b>	<b>1st</b>	1979	2nd		
1970	2nd	1981	10th		
<b>1971</b>	<b>1st</b>	1983	7th		
<b>1972</b>	<b>1st</b>	1992	4th		

## CONFERENCE CHAMPIONS

SEASON	COACH	RECORD
1944-45	Wilbur Johns	3-1\$
1945-46	Wilbur Johns	9-3*
1948-49	John Wooden	10-2*
1949-50	John Wooden	10-2\$
1950-51	John Wooden	9-4*
1951-52	John Wooden	8-4\$
1954-55	John Wooden	11-1*
1955-56	John Wooden	16-0\$
1961-62	John Wooden	10-2^
1962-63	John Wooden	8-5#
1963-64	John Wooden	15-0^
1964-65	John Wooden	14-0^
1966-67	John Wooden	14-0^
1967-68	John Wooden	14-0^
1968-69	John Wooden	14-0^
1969-70	John Wooden	12-2^
1970-71	John Wooden	14-0^
1971-72	John Wooden	14-0^
1972-73	John Wooden	14-0^
1973-74	John Wooden	12-2^
1974-75	John Wooden	12-2^
1975-76	Gene Bartow	13-1^
1976-77	Gene Bartow	11-3^
1977-78	Gary Cunningham	14-0^
1978-79	Gary Cunningham	15-3^
1982-83	Larry Farmer	15-3^
1986-87	Walt Hazzard	14-4^
1991-92	Jim Harrick	16-2^
1994-95	Jim Harrick	17-1^
1995-96	Jim Harrick	16-2^
1996-97	Steve Lavin	15-3^
2005-06	Ben Howland	14-4^
2006-07	Ben Howland	15-3^
2007-08	Ben Howland	16-2^

\* Pacific Coast Conference Southern Division Champions

\$ PCC Champions

^ Pacific-10 Conference Champions

# Pacific-10 Co-Champions

### NABC COACHES\*

1956	9th	<b>1972</b>	<b>1st</b>	1992	8th
1957	9th (tie)	<b>1973</b>	<b>1st</b>	<b>1995</b>	<b>1st</b>
<b>1964</b>	<b>1st</b>	1974	2nd	1997	7th
1965	2nd	1975	2nd	2006	2nd
<b>1967</b>	<b>1st</b>	1976	5th	2007	3rd
1968	2nd	1977	4th	2008	4th
<b>1969</b>	<b>1st</b>	1978	2nd		
1970	2nd	1979	2nd		
<b>1971</b>	<b>1st</b>	1983	7th		

\* - United Press International until 1991, USA Today in 1992.

## UCLA SUPER SEASONS

In its illustrious history, UCLA has won at least 20 games 44 times, including 36 times in the last 41 years (1967-2008). The Bruins won at least 20 games in 17 consecutive seasons (1966-67 through 1982-83) and during one seven-year stretch (1966-67 through 1972-73) compiled a record of 205-5, recording a record of 30-0 three times, 29-1 three times and 28-1 once. UCLA also won 20 or more games in 14 straight seasons (1988-89 through 2001-02). Overall, the Bruins have four 30-0 records to their credit.

Here is a list of the 20-victory seasons:

YEAR	RECORD	COACH
1948-49	22-7	John Wooden
1949-50	24-7	John Wooden
1954-55	21-5	John Wooden
1955-56	22-6	John Wooden
1956-57	22-4	John Wooden
1962-63	20-9	John Wooden
1963-64	30-0 *	John Wooden
1964-65	28-2 *	John Wooden
1966-67	30-0 *	John Wooden
1967-68	29-1 *	John Wooden
1968-69	29-1 *	John Wooden
1969-70	28-2 *	John Wooden
1970-71	29-1 *	John Wooden
1971-72	30-0 *	John Wooden
1972-73	30-0 *	John Wooden
1973-74	26-4	John Wooden
1974-75	28-2 *	John Wooden
1975-76	28-4	Gene Bartow
1976-77	24-5	Gene Bartow
1977-78	25-3	Gary Cunningham
1978-79	25-5	Gary Cunningham
1979-80	22-10	Larry Brown
1980-81	20-7	Larry Brown
1981-82	21-6	Larry Farmer
1982-83	23-6	Larry Farmer
1984-85	21-12	Walt Hazzard
1986-87	25-7	Walt Hazzard
1988-89	21-10	Jim Harrick
1989-90	22-11	Jim Harrick
1990-91	23-9	Jim Harrick
1991-92	28-5	Jim Harrick
1992-93	22-11	Jim Harrick
1993-94	21-7	Jim Harrick
1994-95	32-1 *	Jim Harrick
1995-96	23-8	Jim Harrick
1996-97	24-8	Steve Lavin
1997-98	24-9	Steve Lavin
1998-99	22-9	Steve Lavin
1999-00	21-12	Steve Lavin
2000-01	23-9	Steve Lavin
2001-02	21-12	Steve Lavin
2005-06	32-7	Ben Howland
2006-07	30-6	Ben Howland
2007-08	35-4	Ben Howland

\* denotes NCAA champion

## UCLA'S NCAA RESULTS

The Bruins have played in 42 NCAA Tournaments and have compiled a record of 98-35 (.737). UCLA holds the record for most championships (11), Final Four appearances (18) and ranks second in victories (98) and winning percentage (.737).

### 1950 (0-2)

West Regionals	
Bradley	L, 59-73
Brigham Young	L, 62-83

### 1952 (0-2)

West Regionals	
Santa Clara	L, 59-68
Oklahoma City	L, 53-55

### 1956 (1-1)

West Regionals	
USF	L, 61-72
Seattle	W, 94-70

### 1962 (2-2)

West Regionals	
Utah State	W, 73-62
Oregon State	W, 88-69
Championships	
Cincinnati	L, 70-72
Wake Forest	L, 80-82

### 1963 (0-2)

West Regionals	
Arizona State	L, 79-93
USF	L, 75-76

### 1964 (4-0)

West Regionals	
Seattle	W, 95-90
USF	W, 76-72
Championships	
Kansas State	W, 90-84
Duke	W, 98-83

### 1965 (4-0)

West Regionals	
Brigham Young	W, 100-76
USF	W, 101-93
Championships	
Wichita	W, 109-89
Michigan	W, 91-80

### 1967 (4-0)

West Regionals	
Wyoming	W, 109-60
Pacific	W, 80-64
Championships	
Houston	W, 73-58
Dayton	W, 79-64

### 1968 (4-0)

West Regionals	
New Mexico State	W, 58-49
Santa Clara	W, 87-66
Championships	
Houston	W, 101-69
North Carolina	W, 78-55

### 1969 (4-0)

West Regionals	
New Mexico State	W, 53-38
Santa Clara	W, 90-52
Championships	
Drake	W, 85-82
Purdue	W, 92-72

### 1970 (4-0)

West Regionals	
Long Beach State	W, 88-65
Utah State	W, 101-79

### Championships

New Mexico State	W, 93-77
Jacksonville	W, 80-69

### 1971 (4-0)

West Regionals	
Brigham Young	W, 91-73
Long Beach State	W, 57-55
Championships	
Kansas	W, 68-60
Villanova	W, 68-62

### 1972 (4-0)

West Regionals	
Weber State	W, 90-58
Long Beach State	W, 73-57
Championships	
Louisville	W, 96-77
Florida State	W, 81-76

### 1973 (4-0)

West Regionals	
Arizona State	W, 98-81
USF	W, 54-39
Championships	
Indiana	W, 70-59
Memphis State	W, 87-66

### 1974 (3-1)

West Regionals	
Dayton (3-OT)	W, 111-100
USF	W, 83-60
Championships	
North Carolina State (2-OT)	L, 77-80
Kansas	W, 78-61

### 1975 (5-0)

First Round	
Michigan (OT)	W, 103-91
West Regionals	
Montana	W, 67-64
Arizona State	W, 89-75
Championships	
Louisville (OT)	W, 75-74
Kentucky	W, 92-85

### 1976 (4-1)

First Round	
San Diego State	W, 74-64
West Regionals	
Pepperdine	W, 70-61
Arizona	W, 82-66
Championships	
Indiana	L, 51-65
Rutgers	W, 106-92

### 1977 (1-1)

First Round	
Louisville	W, 87-79
West Regionals	
Idaho State	L, 75-76

### 1978 (1-1)

First Round	
Kansas	W, 83-76
West Regionals	
Arkansas	L, 70-74

### 1979 (2-1) - #1 WEST

Second Round	
Pepperdine (9)	W, 76-71
West Regionals	
USF (4)	W, 99-81
DePaul (2)	L, 91-95

### 1980 (5-1) - #8 WEST

First Round	
Old Dominion (9)	W, 87-74
Second Round	
DePaul (1)	W, 77-71
West Regionals	
Ohio State (4)	W, 72-68
Clemson (6)	W, 85-74
Championships	
Purdue (6 Mideast)	W, 67-62
Louisville (2 Midwest)	L, 54-59

### 1981 (0-1) - #3 EAST

Second Round East Regional	
Brigham Young (6)	L, 55-78

### 1983 (0-1) - #2 WEST

Second Round West Regional	
Utah (10)	L, 61-67

### 1987 (1-1) - #4 WEST

First Round West Regional	
Central Michigan (13)	W, 92-73
Second Round	
Wyoming (12)	L, 68-78

### 1989 (1-1) - #7 SOUTHEAST

First Round Southeast Regional	
Iowa State (10)	W, 84-74
Second Round	
North Carolina (2)	L, 81-88

### 1990 (2-1) - #7 EAST

First Round East Regional	
UAB (10)	W, 68-56
Second Round	
Kansas (2)	W, 71-70
East Regionals	
Duke (3)	L, 81-90

### 1991 (0-1) - #4 EAST

First Round East Regional	
Penn State (13)	L, 69-74

### 1992 (3-1) - #1 WEST

First Round West Regional	
Robert Morris (16)	W, 73-53
Second Round	
Louisville (8)	W, 85-69
West Regionals	
New Mexico State (12)	W, 85-78
Indiana (2)	L, 79-106

### 1993 (1-1) - #9 WEST

First Round West Regional	
Iowa State (8)	W, 81-70
Second Round	
Michigan (OT) (1)	L, 84-86

### 1994 (0-1) - #5 MIDWEST

First Round Midwest Regional	
Tulsa (12)	L, 102-112

### 1995 (6-0) - #1 WEST

First Round West Regional	
Florida International (16)	W, 92-56
Second Round	
Missouri (8)	W, 75-74
West Regionals	
Mississippi State (5)	W, 86-67
Connecticut (2)	W, 102-96
Championships	
Oklahoma State (4 East)	W, 74-61
Arkansas (2 Midwest)	W, 89-78

### 1996 (0-1) - #4 SOUTHEAST

First Round Southeast Regional	
Princeton (13)	L, 41-43

### 1997 (3-1) - #2 MIDWEST

First Round Midwest Regional	
Charleston Southern (15)	W, 109-75

### Second Round

Xavier (7)	W, 96-83
Midwest Regionals	
Iowa State (OT) (6)	W, 74-73
Minnesota (1)	L, 72-80

### 1998 (2-1) - #6 SOUTH

First Round South Regional	
Miami (11)	W, 65-62
Second Round	
Michigan (3)	W, 85-82
South Regionals	
Kentucky (2)	L, 68-94

### 1999 (0-1) - #5 SOUTH

First Round South Regional	
Detroit (12)	L, 53-56

### 2000 (2-1) - #6 MIDWEST

First Round Midwest Regional	
Ball State (11)	W, 65-57
Second Round	
Maryland (3)	W, 105-70
Midwest Regionals	
Iowa State (2)	L, 56-80

### 2001 (2-1) - #4 EAST

First Round East Regional	
Hofstra (13)	W, 61-48
Second Round	
Utah State (12)	W, 75-50
East Regionals	
Duke (1)	L, 63-76

### 2002 (2-1) - #8 WEST

First Round West Regional	
Mississippi (9)	W, 80-58
Second Round	
Cincinnati (2-OT) (1)	W, 105-101
West Regionals	
Missouri (12)	L, 73-82

### 2005 (0-1) - #11 ALBUQUERQUE

First Round Albuquerque Regional	
Texas Tech (6)	L, 66-78

### 2006 (5-1) - #2 OAKLAND

First Round West Regional	
Belmont (15)	W, 78-44
Second Round	
Alabama (10)	W, 62-59
West Regionals	
Gonzaga (3)	W, 73-71
Memphis (1)	W, 50-45
Championships	
LSU (4 Atlanta)	W, 59-45
Florida (3 Minneapolis)	L, 57-73

### 2007 (4-1) - #2 WEST

First Round West Regional	
Weber State (15)	W, 70-42
Second Round	
Indiana (7)	W, 54-49
West Regionals	
Pittsburgh (3)	W, 64-55
Kansas (1)	W, 68-55
Championships	
Florida (1 Midwest)	L, 66-76

### 2008 (4-1) - #1 WEST

First Round West Regional	
Mississippi Valley State (16)	W, 70-29
Second Round	
Texas A&M (9)	W, 51-49
West Regionals	
Western Kentucky (12)	W, 88-78
Xavier (3)	W, 76-57
Championships	
Memphis (1 South)	L, 63-78

## POSTSEASON SCORING RECAPS

### NCAA TOURNAMENT

#### 1950

**Mar. 24, 1950: NCAA West Regional first game at Kansas City, MO;** Bradley 73, UCLA 59. **Bradley** — Mann 7, Preece 3, Chianakas 4, Melchiorre 19, Schlichtman 1, Unruh 13, Behnke 10, Kelly 0, Grover 16. **UCLA** — Norman 0, Joeckel 13, Matulich 0, Sawyer 14, Saunders 0, Kraushaar 5, Alba 0, Sheldrake 11, Seidel 2, Johnson 0, Stanich 14, Alper 0. Halftime — Bradley 33, UCLA 33.

**Mar. 25, 1950: NCAA West Regional consolation game at Kansas City, MO;** Brigham Young 83, UCLA 62. **Brigham Young** — Minson 13, Nelson 30, Hutchins 21, Beem 10, Craig 2, Jones 1, Romney 2, Whipple 4. **UCLA** — Joeckel 3, Norman 0, Saunders 6, Sawyer 16, Matulich 0, Kraushaar 6, Alba 0, Johnson 2, Sheldrake 21, Stanich 5, Alper 3. Halftime — UCLA 41, Brigham Young 37.

#### 1952

**Mar. 21, 1952: NCAA West Regional first game at Corvallis, OR;** Santa Clara 68, UCLA 59. **Santa Clara** — Sears 9, Young 15, Garibaldi 9, Soares 2, Shoenstein 18, Peters 7, Brock 5, Benedetti 2. **UCLA** — Moore 6, Norman 4, Bragg 7, Pounds 0, Evans 0, Hibler 8, Bane 13, Johnson 5, Livingston 14, Porter 0, Davidson 0, Costello 2. Halftime — UCLA 35, Santa Clara 31.

**Mar. 22, 1952: NCAA West Regional consolation game at Corvallis, OR;** Oklahoma City 55, UCLA 53. **Oklahoma City** — Likens 10, Thompson 8, Bullard 0, Penwell 11, Mayfield 2, Dalton 0, Rose 2, Short 22, Coutts 0, Rich 0. **UCLA** — Moore 15, Norman 9, Bane 3, Bragg 1, Pounds 0, Costello 0, Evans 2, Hibler 4, Johnson 1, Livingston 13, Porter 3, Davidson 2. Halftime — Oklahoma City 35, UCLA 29.

#### 1956

**Mar. 16, 1956: NCAA West Regional first game at Corvallis, OR;** USF 72, UCLA 61. **USF** — Boldt 0, Farmer 15, Russell 21, Perry 10, Brown 23, Preaseau 3, Baxter 0. **UCLA** — Herring 7, Burke 2, Naulls 16, Taft 16, Banton 13, Halsten 6, Adams 0, Arnold 0, Hutchins 0, Johnson 1. Halftime — USF 39, UCLA 21.

**Mar. 17, 1956: NCAA West Regional consolation game at Corvallis, OR;** UCLA 94, Seattle 70. **UCLA** — Herring 0, Burke 5, Naulls 33, Taft 20, Banton 6, Johnson 12, Halsten 16, Adams 0, Hutchins 0, Eblen 0, Arnold 2, Harrison 0. **Seattle** — Frizzell 21, Sanford 5, Fuhrer 13, Markey 8, Harney 7, Godes 6, Bauer 10, Stricklin 0, Rajcich 0. Halftime — UCLA 40, Seattle 34.

#### 1962


**Mar. 16, 1962: NCAA West Regional first game at Provo, UT;** UCLA 73, Utah State 62. **UCLA** — Cunningham 21, Blackman 8, Slaughter 10, Hazzard 13, Green 11, Stewart 8, Hicks 2, Waxman 0, Rosvall 0. **Utah State** — Green 26, Johnson 10, Haney 12, Hasen 10, Goldsberry 2,

Nate 0, Holman 2. Halftime — UCLA 43, Utah State 30.

**Mar. 17, 1962: NCAA West Regional championship at Provo, UT;** UCLA 88, Oregon State 69. **UCLA** — Cunningham 12, Blackman 7, Slaughter 7, Hazzard 17, Green 23, Waxman 12, Hicks 4, Stewart 2, Rosvall 2, Gower 2, Milhorn 0, Huggins 0. **Oregon State** — Carty 9, Jacobson 5, Counts 24, Baker 6, Pauly 10, Rossi 2, Benner 0, Hayward 6, Campbell 0, Bastor 3, Torgerson 4. Halftime — UCLA 44, Oregon State 30.

**Mar. 23, 1962: NCAA Championship semifinals at Louisville, KY;** Cincinnati 72, UCLA 70. **Cincinnati** — Bonham 19, Wilson 3, Hogue 36, Thacker 2, Yates 10, Sizer 2. **UCLA** — Blackman 4, Cunningham 19, Slaughter 2, Green 27, Hazzard 12, Waxman 6, Stewart 0. Halftime — UCLA 37, Cincinnati 37.

**Mar. 24, 1962: NCAA Championship consolation game at Louisville, KY;** Wake Forest 82, UCLA 80. **Wake Forest** — Chappell 26, Christie 2, Wollard 9, Packer 22, Wiedeman 18, McCoy 3, Hull 0, Brooks 0, Hassell 2. **UCLA** — Cunningham 17, Blackman 11, Slaughter 17, Green 7, Hazzard 15, Waxman 7, Hicks 4, Stewart 2, Milhorn 0. Halftime—Wake Forest 38, UCLA 36.



#### 1963

**Mar. 15, 1963: NCAA West Regional first game at Provo, UT;** Arizona State 93, UCLA 79. **Arizona State** — Caldwell 22, Cerkenik 18, Becker 23, Senitza 13, Dairman 13, Howard 2, Disarufino 0, Orr 0, Jones 2, Owens 0, Sturgeon 0. **UCLA** — Hirsch 19, Goss 8, Slaughter 14, Hazzard 13, Goodrich 3, Erickson 2, Waxman 5, Stewart 13, Milhorn 2. Halftime — Arizona State 62, UCLA 31.

**Mar. 16, 1963: NCAA West Regional consolation game at Provo, UT;** USF 76, UCLA 75. **USF** — E. Thomas 15, Lee 5, Johnson 20, Moffatt 11, Brovelli 13, Brainard 4, H. Thomas 8. **UCLA** — Waxman 13, Hirsch 6, Slaughter 4, Hazzard 13, Milhorn 6, Stewart 2, Erickson 2, Goodrich 17, Goss 10, Huggins 2. Halftime — UCLA 35, USF 30.

#### 1964

**Mar. 13, 1964: NCAA West Regional first game at Corvallis, OR;** UCLA 95, Seattle 90. **UCLA** — Erickson 7, Hirsch 21, Slaughter 13, Goodrich 19, Hazzard 26, McIntosh 2, Stewart 0, Washington 7, Huggins 0, Hoffman 0, Darrow 0. **Seattle** — Tresvant 20, Vermillion 15, Wheeler 20, Williams 12, Heyward 9, Phillips 6, Turney 8, Tebbs 0. Halftime — UCLA 49, Seattle 39.

**Mar. 14, 1964: NCAA West Regional championship at Corvallis, OR;** UCLA 76, USF 72. **UCLA** — Erickson 7, Hirsch 14, Slaughter 9, Goodrich 15, Hazzard 23, McIntosh 3, Washington 5. **USF** — Lee 6, Mueller 15, Johnson 22, Brovelli 11, Ellis 11, Thomas 0, Brainard 5, Gumina 2. Halftime — USF 36, UCLA 28.

**Mar. 20, 1964: NCAA Championship semifinals at Kansas City, MO;** UCLA 90, Kansas State 84. **UCLA** — Goodrich 14, Slaughter 4, Hazzard 19, Hirsch 4, Erickson 28, McIntosh 8, Washington 13. **Kansas State** — Moss 7, Robinson 4, Simons 24, Suttner 6, Murrell 29, Paradis 10, Williams 4, Nelson 0, Gottfrid 0, Barnard 0. Halftime — UCLA 43, Kansas State 41.

**Mar. 21, 1964: NCAA Championship finals at Kansas City, MO;** UCLA 98, Duke 83. **UCLA** — Goodrich 27, Slaughter 0, Hazzard 11, Hirsch 13, Erickson 8, McIntosh 8, Washington 26, Darrow 3, Stewart 0, Huggins 0, Hoffman 2, Levin 0. **Duke** — Ferguson 4, Buckley 18, Tison 7, Harrison 2, Mullins 22, Marin 16, Vacendak 7, Herbster 2, Kitching 2, Mann 3, Herscher 0, Cox 0. Halftime — UCLA 50, Duke 38.

#### 1965

**Mar. 12, 1965: NCAA West Regional first game at Provo, UT;** UCLA 100, Brigham Young 76. **UCLA** — Lacey 15, Erickson 28, McIntosh 2, Goodrich 40, Goss 4, Washington 1, Lynn 8, Hoffman 0, Chambers 0, Lyons 2, Levin 0. **Brigham Young** — Kramer 10, Roberts 7, Fairchild 23, Gardner 14, Nemelka 5, Hill 4, Quinney 4, Congdon 4, Stanley 4, Raymond 1, Jimas 0, James 0. Halftime — UCLA 51, Brigham Young 40.

**Mar. 13, 1965: NCAA West Regional championship at Provo, UT;** UCLA 101, USF 93. **UCLA** — Lacey 15, Erickson 29, McIntosh 5, Goss 13, Goodrich 30, Lynn 7, Washington 2. **USF** — Gumina 16, Mueller 12, Johnson 37, Ellis 16, Thomas 8, James 2, Blum 2, Esters 0. Halftime — UCLA 51, USF 46.

**Mar. 19, 1965: NCAA Championship semifinals at Portland, OR;** UCLA 108, Wichita 89. **UCLA** — Lacey 24, Erickson 2, McIntosh 11, Goodrich 28, Goss 19, Washington 10, Lynn 10, Chambers 0, Lyons 4, Levin 0, Galbraith 0, Hoffman 0. **Wichita** — Smith 8, Thompson 36, Leach 12, Pete 17, Criss 8, Reed 5, Davis 2, Trope



0, Nosich 1, Reimond 0. Halftime — UCLA 65, Wichita 38.

**Mar. 20, 1965: NCAA Championship finals at Portland, OR;** UCLA 91, Michigan 80. **UCLA** — Erickson 3, Lacey 11, McIntosh 3, Goodrich 42, Goss 8, Washington 17, Lynn 5, Hoffman 2, Lyons 0, Galbraith 0, Chambers 0. **Michigan** — Darden 17, Poemy 4, Buntin 14, Russell 28, Tregoning 5, Myers 0, Ludwig 2, Clawson 6, Dill 4. Halftime — UCLA 47, Michigan 34.

## 1967

**Mar. 17, 1967: NCAA West Regional first game at Corvallis, OR;** UCLA 109, Wyoming 60. **UCLA** — Heitz 6, Shackelford 10, Alcindor 29, Allen 15, Warren 10, Chrisman 6, Nelson 8, Saner 4, Sweek 8, Lynn 0, Sutherland 5, Saffer 8. **Wyoming** — Hall 19, Asbury 20, Von Krosigk 4, Wilson 5, Eberle 12, Nelson 0. Halftime — UCLA 55, Wyoming 18.

**Mar. 18, 1967: NCAA West Regional championship at Corvallis, OR;** UCLA 80, Pacific 64. **UCLA** — Heitz 9, Shackelford 6, Alcindor 38, Allen 13, Warren 12, Sweek 2, Saffer 0. **Pacific** — Krulish 12, Jones 0, Swagerty 11, Parsons 7, Fox 17, DeWitt 6, Foley 9, Ferguson 2. Halftime — UCLA 37, Pacific 27.

**Mar. 24, 1967: NCAA Championship semifinals at Louisville, KY;** UCLA 73, Houston 58. **UCLA** — Heitz 1, Shackelford 22, Alcindor 19, Allen 17, Warren 14, Nielsen 0, Sweek 0, Saffer 0. **Houston** — Hayes 25, Bell 10, Kruse 5, Chaney 6, Grider 4, Lentz 2, Spain 2, Lee 4, Lewis 0. Halftime — UCLA 39, Houston 28.

**Mar. 25, 1967: NCAA Championship finals at Louisville, KY;** UCLA 79, Dayton 64. **UCLA** — Heitz 4, Shackelford 10, Alcindor 20, Warren 17, Allen 19, Saffer 4, Nielsen 0, Saner

2, Sutherland 0, Sweek 2, Lynn 0, Chrisman 1. **Dayton** — Sadlier 5, May 21, Obrovac 0, Torain 6, Hooper 6, Klaus 8, Waterman 10, Wannemacher 0, Inderrieden 0, Samanich 0, Heckman 0, Sharpenter 8. Halftime — UCLA 38, Dayton 20.

## 1968

**Mar. 15, 1968: NCAA West Regional first game at Albuquerque, NM;** UCLA 58, New Mexico State 49. **UCLA** — Lynn 4, Shackelford 7, Alcindor 28, Warren 10, Allen 6, Heitz 3, Nielsen 0. **New Mexico State** — Burgess 4, R. Collins 5, Lacey 6, J. Collins 16, Evans 14, Murphy 0, Landis 4, Morehead 0, Las 0. Halftime — UCLA 28, New Mexico State 28.

**Mar. 16, 1968: NCAA West Regional championship at Albuquerque, NM;** UCLA 87, Santa Clara 66. **UCLA** — Lynn 10, Shackelford 4, Alcindor 22, Allen 21, Warren 15, Heitz 7, Sutherland 0, Saner 2, Nielsen 4, Sweek 2. **Santa Clara** — Heaney 4, B. Ogden 13, Awtrey 17, O'Brien 7, Diffley 2, Eagleson 2, Stuckey 5, Donahue 0, Paulson 0, Dempsey 1, R. Ogden 11, Thomas 4. Halftime — UCLA 51, Santa Clara 34.

**Mar. 22, 1968: NCAA Championship semifinals at Los Angeles Sports Arena;** UCLA 101, Houston 69. **UCLA** — Shackelford 17, Lynn 19, Alcindor 19, Warren 14, Allen 19, Nielsen 4, Heitz 7, Sweek 2, Sutherland 0, Saner 0. **Houston** — Lee 4, Hayes 10, Spain 15, Chaney 15, Lewis 6, Hamood 10, Gribben 0, Bell 9, Taylor 0, Cooper 0. Halftime — UCLA 53, Houston 31.

**Mar. 23, 1968: NCAA Championship finals at Los Angeles Sports Arena;** UCLA 78, North Carolina 55. **UCLA** — Shackelford 6, Lynn 7, Alcindor 34, Warren 7, Allen 11, Nielsen 2, Heitz 7, Sutherland 2, Sweek 0, Saner 2. **North Carolina** — Miller 14, Bunting 3, Clark 9, Scott 12, Grubar 5, Fogler 4, Brown 6, Tuttle 0, Frye 2, Whitehead 0, Delaney 0, Fletcher 0. Halftime — UCLA 32, North Carolina 22.

## 1969

**Mar. 13, 1969: NCAA West Regional first game at Pauley Pavilion, Los Angeles, CA;** UCLA 53, New Mexico State 38. **UCLA** — Rowe 8, Shackelford 8, Alcindor 16, Heitz 9, Vallely 10, Wicks 0, Sweek 2, Patterson 0, Schofield 0. **New Mexico State** — Smith 7, Reyes 5, Lacey 11, Collins 11, Burgess 0, Murphy 2, Bowen 2. Halftime — UCLA 21, New Mexico State 17.


**Mar. 14, 1969: NCAA West Regional championship at Pauley Pavilion, Los Angeles, CA;** UCLA 90, Santa Clara 52. **UCLA** — Shackelford 6, Rowe 7, Alcindor 17, Vallely 11, Heitz 6, Sweek 12, Wicks 11, Patterson 9, Schofield 2, Ecker 5, Seibert 2, Farmer 2. **Santa Clara** — R. Ogden 4, B. Ogden 9, Awtrey 14, Eagleson 0, O'Brien 0, Diffley 2, Paulson 5, Dempsey 5, Tobin 2, Scherer 4, Graves 3, Champ 4. Halftime — UCLA 46, Santa Clara 25.

**Mar. 20, 1969: NCAA Championship semifinals at Louisville, KY;** UCLA 85, Drake 82. **UCLA** — Shackelford 6, Rowe 14, Alcindor 25, Heitz 7, Vallely 29, Wicks 0, Sweek 0, Patterson 2, Schofield 2. **Drake** — Pulliam 12, Williams 0, Wise 13, McCarter 24, Draper 12, Odom

0, Wanamaker 9, Zeller 12, Gwin 0. Halftime — UCLA 41, Drake 39.

**Mar. 21, 1969: NCAA Championship finals at Louisville, KY;** UCLA 92, Purdue 72. **UCLA** — Shackelford 11, Rowe 12, Alcindor 37, Heitz 0, Vallely 15, Sweek 6, Wicks 3, Schofield 2, Patterson 4, Seibert 0, Farmer 0, Ecker 2. **Purdue** — Gilliam 7, Faerber 2, Johnson 11, Mount 28, Keller 11, Kaufman 2, Bedford 7, Weatherford 4, Reasoner 0, Taylor 0. Halftime — UCLA 42, Purdue 31.

Curtis Rowe




## 1970

**Mar. 12, 1970: NCAA West Regional first game at Seattle, WA;** UCLA 88, Cal State Long Beach 65. **UCLA** — Wicks 20, Rowe 15, Patterson 13, Vallely 14, Bibby 20, Booker 0, Ecker 2, Schofield 2, Siebert 0, Chapman 2. **CSLB** — Robinson 18, Jankans 5, Trapp 20, Gritton 0, Johnson 13, McLucas 0, Taylor 3, Montgomery 6, Williams 0. Halftime — UCLA 42, Cal State Long Beach 29.

**Mar. 14, 1970: NCAA West Regional finals at Seattle, WA;** UCLA 101, Utah State 79. **UCLA** — Wicks 26, Rowe 26, Patterson 9, Bibby 15, Vallely 14, Booker 4, Ecker 1, Schofield 0, Chapman 0, Seibert 4, Betchley 2, Hill 0. **Utah State** — Williams 14, Roberts 33, Tollestrup 6, Jeppesen 12, Epps 12, Hatch 2, Ericksen 0, Wakefield 0, Wade 0, Bean 0. Halftime — UCLA 51, Utah State 44.

**Mar. 19, 1970: NCAA Championship semifinals at College Park, MD;** UCLA 93, New Mexico State 77. **UCLA** — Rowe 15, Patterson 12, Wicks 22, Vallely 23, Bibby 19, Booker 0, Betchley 0, Schofield 0, Ecker 0, Seibert 0, Hill 0, Chapman 2. **New Mexico State** — Criss 19, Collins 28, Burgess 2, Smith 10, Lacey 8, Reyes 2, Neal 4, Horne 2, Moore 2, Lefeure 0, Franco

Gail Goodrich



## POSTSEASON SCORING RECAPS

0, McCarthy 0. Halftime — UCLA 48, New Mexico State 41.

**Mar. 21, 1970: NCAA Championship finals at College Park, MD;** UCLA 80, Jacksonville 69. **UCLA** — Rowe 19, Patterson 17, Wicks 17, Vallely 15, Bibby 8, Booker 2, Seibert 0, Ecker 2, Betchley 0, Chapman 0, Hill 0, Schofield 0. **Jacksonville** — Wedeking 12, Blevins 3, Morgan 10, Burrows 12, Gilmore 19, Nelson 8, Dublin 2, Baldwin 0, McIntyre 2, Hawkins 1, Selke 0. Halftime — UCLA 41, Jacksonville 36.

### 1971

**Mar. 18, 1971: NCAA West Regional first game at Salt Lake City, UT;** UCLA 91, Brigham Young 73. **UCLA** — Rowe 13, Wicks 14, Patterson 13, Bibby 15, Booker 4, Schofield 12, Farmer 11, Ecker 2, Betchley 7. **Brigham Young** — Tollestrup 1, Kelly 24, Cosic 18, Fryer 18, Miller 10, Bunker 2, Jorgensen 0, Sarkalahti 0, Bailey 0. Halftime — UCLA 41, Brigham Young 32.

**Mar. 20, 1971: NCAA West Regional finals at Salt Lake City, UT;** UCLA 57, Cal State Long Beach 55. **UCLA** — Rowe 12, Wicks 18, Patterson 5, Bibby 11, Booker 0, Schofield 6, Farmer 1, Betchley 4, Ecker 0. **Cal State Long Beach** — Trapp 15, Terry 11, Lynn 7, Williams 2, Ratleff 18, McWilliams 0, Taylor 2. Halftime — Cal State Long Beach 31, UCLA 27.

**Mar. 25, 1971: NCAA Championship semifinals at Houston, TX;** UCLA 68, Kansas 60. **UCLA** — Rowe 16, Wicks 21, Patterson 6, Bibby 18, Booker 3, Schofield 2, Farmer 0, Betchley 0, Ecker 2, Hill 0, Chapman 0. **Kansas** — Robisch 17, Russell 12, Brown 7, Stallworth 12, Nash 7, Kiuisto 3, Canfield 0, Williams 2, Mathews 0, Douglas 0. Halftime — UCLA 32, Kansas 25.

**Mar. 27, 1971: NCAA Championship finals at Houston, TX;** UCLA 68, Villanova 62. **UCLA** — Rowe 8, Wicks 7, Patterson 29, Bibby 17, Booker 0, Schofield 6, Betchley 1. **Villanova** — Smith 9, Porter 25, Siemiontkowski 19, Inglesby 7, Ford 2, McDowell 0. Halftime — UCLA 45, Villanova 37.

### 1972

**Mar. 16, 1972: NCAA West Regional first game at Provo, UT;** UCLA 90, Weber State 58. **UCLA** — Farmer 15, Wilkes 10, Walton 4, Lee 6, Bibby 16, Curtis 7, Hollyfield 4, Nater 12, Carson 0, Chapman 2, Hill 10, Franklin 4. **Weber State** — Davis 16, Van Dyke 4, Cooper 8, Small 4, Knoble 9, Wimberly 14, Gubler 2, Soter 1, McGarry 0. Halftime — UCLA 42, Weber State 25.

**Mar. 18, 1972: NCAA West Regional finals at Provo, UT;** UCLA 73, Cal State Long Beach 57. **UCLA** — Wilkes 14, Farmer 5, Walton 19, Lee 6, Bibby 23, Hollyfield 0, Nater 5, Curtis 0, Carson 0, Chapman 0, Hill 1, Franklin 0. **Cal State Long Beach** — Terry 6, Gray 7, McWilliams 7, McDonald 8, Ratleff 17, Lynn 6, Stephens 2, King 4. Halftime — UCLA 34, Cal State Long Beach 23.

**Mar. 23, 1972: NCAA Championship semifinals at Los Angeles Sports Arena;** UCLA 96, Louisville 77. **UCLA** — Wilkes 12, Farmer 15, Walton 33, Lee 10, Bibby 2, Curtis 8, Hollyfield

6, Carson 2, Nater 2, Hill 6, Chapman 0, Franklin 0. **Louisville** — Lawhon 1, Thomas 4, Vilcheck 6, Price 30, Bacon 15, Carter 8, Bunton 3, Bradley 2, Stallings 2, Cooper 2, Pry 4, Meiman 0. Halftime — UCLA 39, Louisville 31.

**Mar. 25, 1972: NCAA Championship finals at Los Angeles Sports Arena;** UCLA 81, Florida State 76. **UCLA** — Wilkes 23, Farmer 4, Walton 24, Lee 0, Bibby 18, Curtis 8, Hollyfield 2, Nater 2. **Florida State** — Garrett 3, King 27, Royals 15, McCray 8, Samuel 6, Harris 16, Petty 1, Cole 0. Halftime — UCLA 50, Florida State 39.

### 1973

**Mar. 15, 1973: NCAA West Regional first game at Pauley Pavilion, Los Angeles, CA;** UCLA 98, Arizona State 81. **UCLA** — Wilkes 12, Farmer 10, Walton 28, Hollyfield 20, Lee 3, Curtis 7, Meyers 6, Nater 4, Carson 0, Franklin 2, Trgovich 4, Webb 0, Corliss 2, Drollinger 0. **Arizona State** — Gray 4, Wasley 6, Kennedy 9, Contreras 18, Owens 22, White 6, Jackson 10, Brown 7, Schrader 0, Moon 0. Halftime — UCLA 51, Arizona State 37.

**Mar. 17, 1973: NCAA West Regional finals at Pauley Pavilion, Los Angeles, CA;** UCLA 54, USF 39. **UCLA** — Wilkes 12, Farmer 13, Walton 9, Hollyfield 0, Lee 2, Meyers 2, Curtis 12, Nater 0, Franklin 2, Carson 0, Webb 0, Trgovich 2. **USF** — Restani 8, Smith 17, Fernsten 4, Quick 8, Boro 2. Halftime — UCLA 23, USF 22.

**Mar. 24, 1973: NCAA Championship semifinals at St. Louis, MO;** UCLA 70, Indiana 59. **UCLA** — Wilkes 13, Farmer 7, Walton 14, Lee 0, Hollyfield 10, Curtis 22, Meyers 4, Nater 0. **Indiana** — Buckner 6, Crews 8, Downing 26, Green 2, Ritter 13, Laskowski 2, Abernethy 0,



Jamaal Wilkes

Smock 0, Noort 0, Wilson 0, Morris 0, Ahlfield 0, Allen 2, Memering 0. Halftime — UCLA 40, Indiana 22.

**Mar. 26, 1973: NCAA Championship finals at St. Louis, MO;** UCLA 87, Memphis State 66. **UCLA** — Wilkes 16, Farmer 2, Walton 44, Lee 5, Hollyfield 8, Curtis 4, Meyers 4, Nater 2, Franklin 2, Carson 0, Webb 0. **Memphis State** — Buford 7, Kenon 20, Robinson 6, Laurie 0, Finch 29, Westfall 0, Cook 4, McKinney 0, Jones 0, Telzlaiff 0, Liss 0, Andrews 0. Halftime — UCLA 39, Memphis State 39.

### 1974

**Mar. 14, 1974: NCAA West Regional first game at Tucson, AZ;** UCLA 111, Dayton 100 (3 OT). **UCLA** — Meyers 28, Wilkes 14, Walton 27, Lee 12, Curtis 0, McCarter 10, Washington 0, Trgovich 4, Johnson 14, Franklin 2. **Dayton** — Sylvester 36, Elijah 2, Von Lehman 2, Smith 26, Davis 17, Fisher 15, Testerman 2. Halftime — UCLA 48, Dayton 36. End of regulation — UCLA 80, Dayton 80.

**Mar. 16, 1974: NCAA West Regional finals at Tucson, AZ;** UCLA 83, USF 60. **UCLA** — Wilkes 27, Meyers 12, Walton 17, Curtis 6, Lee 8, McCarter 2, Johnson 5, Trgovich 0, Drollinger 0, Webb 0, Washington 4, Franklin 2. **USF** — Randall 2, Restani 20, Fernsten 3, P. Smith 18, H. Smith 9, Boro 0, Coleman 0, Quanstrom 6, Redmond 2, Styles 0. Halftime — UCLA 35, USF 23.

**Mar. 23, 1974: NCAA Championship semifinals at Greensboro, North Carolina;** North Carolina State 80, UCLA 77 (2 OT). **North Carolina State** — Stoddard 9, Thompson 28, Burleson 20, Rivers 7, Towe 12, Spence 4, Hawkins 0. **UCLA** — Meyers 12, Wilkes 15, Walton 29, Curtis 11, Lee 8, Johnson 0, McCarter 2. Halftime — North Carolina State 35, UCLA 35. End of regulation — North Carolina State 65, UCLA 65.

**Mar. 25, 1974: NCAA Championship consolation game at Greensboro, North Carolina;** UCLA 78, Kansas 61. **UCLA** — Meyers 8, Wilkes 12, Walton 6, Curtis 0, Lee 0, Trgovich 14, McCarter 4, Franklin 2, Johnson 4, Drollinger 7, Washington 8, Webb 10, Spillane 1, Olinde 2. **Kansas** — Cook 9, Morningstar 3, Knight 12, Greenlee 17, Kivisto 8, Smith 6, Suttle 4, Von Moore 0, Taynor 2. Halftime — Kansas 38, UCLA 31.

### 1975

**Mar. 15, 1975: NCAA First Round game at Pullman, WA;** UCLA 103, Michigan 91 (OT). **UCLA** — Washington 22, Meyers 26, Spillane 4, McCarter 4, Olinde 0, Townsend 0, Trgovich 17, Drollinger 8, Corliss 0, Johnson 22. **Michigan** — Johnson 11, Baxter 0, Grote 14, Britt 8, White 6, Kupec 28, Robinson 24. Halftime — Michigan 50, UCLA 46. End of regulation — UCLA 87, Michigan 87.

**Mar. 20, 1975: NCAA West Regional first game at Portland, OR;** UCLA 67, Montana 64. **UCLA** — Meyers 12, Johnson 7, Washington 16, Trgovich 16, McCarter 6, Townsend 2, Drollinger 8, Corliss 0, Spillane 0, Smith 0. **Montana** — Hayes 32, Smedley 10, McKenzie 20, Mike R.



Richardson 2, Peck 0, DeMers 0, Stambaugh 0, Blaine 0. Halftime — UCLA 34, Montana 33.

**Mar. 22, 1975: NCAA West Regional finals at Portland, OR;** UCLA 89, Arizona State 75. **UCLA** — Meyers 11, Johnson 35, Washington 16, Trgovich 8, McCarter 9, Vroman 0, Drollinger 9, Olinde 1. **Arizona State** — White 15, Schrader 9, Lloyd 20, Moon 4, Hollins 16, Holliman 3, Wright 4, White 0, Jackson 4. Halftime — UCLA 46, Arizona State 36.

**Mar. 29, 1975: NCAA Championship semifinals at San Diego, CA;** UCLA 75, Louisville 74 (OT). **UCLA** — Meyers 16, Johnson 10, Washington 26, Trgovich 12, McCarter 6, Drollinger 3, Olinde 0, Spillane 2. **Louisville** — Murphy 33, Cox 14, Bunton 7, Bridgeman 12, Bond 6, Whitfield 0, Gallon 0, Brown 2, Wilson 0, Howard 0. Halftime — Louisville 37, UCLA 33. End of regulation — UCLA 65, Louisville 65.

**Mar. 31, 1975: NCAA Championship finals at San Diego, CA;** UCLA 92, Kentucky 85. **UCLA** — Meyers 24, Johnson 6, Washington 28, Trgovich 16, McCarter 8, Drollinger 10. **Kentucky** — Grevey 34, Guyette 16, Robey 2, Conner 9, Flynn 10, Givens 8, Johnson 0, Phillips 4, Hall 2, Lee 0. Halftime — UCLA 43, Kentucky 40.

## 1976

**Mar. 13, 1976: NCAA First Round game at Eugene, OR;** UCLA 74, San Diego State 64. **UCLA** — Washington 25, Johnson 19, Greenwood 4, Townsend 6, McCarter 10, Vroman 0. Drollinger 0, Spillane 2, Olinde 0, Smith 4. **San Diego State** — Leary 6, Earle 0, Delsman 4, Brown 0, Copp 20, Dodd 0, Kovach 11, Connelly 11, Kramer 2, Bunting 10. Halftime — UCLA 35, San Diego State 32.

**Mar. 18, 1976: NCAA West Regional first game at Pauley Pavilion, Los Angeles, CA;** UCLA 70, Pepperdine 61. **UCLA** — Washington 16, Johnson 18, Greenwood 10, McCarter 4, Townsend 8, Drollinger 8, Smith 6, Spillane 0, Vroman 0. **Pepperdine** — Matson 10, Skophammer 8, Leite 16, Williams 10, Johnson 16, Dallmar 0, Ellis 1, Goorjian 0. Halftime — UCLA 40, Pepperdine 35.

**Mar. 20, 1976: NCAA West Regional finals at Pauley Pavilion, Los Angeles, CA;** UCLA 82, Arizona 66. **UCLA** — Washington 22, Johnson 14, Greenwood 10, Townsend 16, McCarter 9, Smith 2, Drollinger 3, Spillane 2, Vroman 0, Holland 4, Hamilton 0, Olinde 0. **Arizona** — Taylor 14, Fleming 14, Elliott 10, Rappis 4, Harris 18, Gladney 2, Gordy 0, Myles 0, Harrison 0, Maxey 2, Jung 0, Marshall 0, Demic 2, Aleska 0. Halftime — UCLA 38, Arizona 35.

**Mar. 27, 1976: NCAA Championship semifinals at Philadelphia, PA;** Indiana 65, UCLA 51. **Indiana** — Abernethy 14, May 14, Benson 16, Wilkerson 5, Buckner 12, Crews 4. **UCLA** — Washington 15, Johnson 12, Greenwood 5, Townsend 4, McCarter 4, Drollinger 2, Holland 0, Spillane 0, Smith 6, Hamilton 1, Vroman 0, Lippert 2, Olinde 0. Halftime — Indiana 34, UCLA 26.

**Mar. 29, 1976: NCAA Championship consolation game at Philadelphia, PA;** UCLA 106, Rutgers 92. **UCLA** — Washington

11, Greenwood 5, Drollinger 12, McCarter 26, Johnson 30, Townsend 8, Vroman 0, Smith 8, Spillane 4, Olinde 2. **Rutgers** — Sellers 23, Copeland 18, Bailey 7, Jordan 8, Dabney 21, Anderson 13, Conlin 0, Hefe 2. Halftime — UCLA 57, Rutgers 49.

## 1977

**Mar. 12, 1977: NCAA First Round game at Pocatello, ID;** UCLA 87, Louisville 79. **UCLA** — Johnson 17, Greenwood 8, Sims 4, Hamilton 11, Spillane 16, Holland 16, Townsend 2, Vroman 9, Olinde 0, Vandeweghe 4. **Louisville** — Cox 23, Williams 14, Gallon 4, Wilson 6, Bond 10, Brown 0, Branch 0, Turner 8, Harmon 0, Griffith 14. Halftime — UCLA 39, Louisville 36.

**Mar. 17, 1977: NCAA West Regional first round game at Provo, UT;** Idaho State 76, UCLA 75. **Idaho State** — Griffin 12, Cook 8, Hayes 27, Thompson 14, Goold 2, Wheeler 4, Robinson 8, Wilson 1. **UCLA** — Greenwood 20, Johnson 21, Sims 0, Spillane 4, Hamilton 11, Vroman 2, Holland 9, Vandeweghe 6, Townsend 2, Olinde 0, Wilkes 0. Halftime — UCLA 38, Idaho State 32.

## 1978

**Mar. 11, 1978: NCAA First Round game at Eugene, OR;** UCLA 83, Kansas 76. **UCLA** — Hamilton 23, Townsend 22, Greenwood 14, Vandeweghe 11, Allums 6, Wilkes 5, Sims 2. **Kansas** — Mokeski 18, Johnson 15, Douglas 14, Valentine 11, Von Moore 8, Koenig 8, Anderson 0, Folwier 0, Gipson 0. Halftime — Kansas 45, UCLA 42.

**Mar. 16, 1978: NCAA West Regional first round game at Albuquerque, NM;** Arkansas 74, UCLA 70. **Arkansas** — Delph 23, Moncrief 21, Brewer 18, Schall 8, Counce 2, Zahn 2, Reed 0. **UCLA** — Hamilton 19, Greenwood 17, Allums 12, Holland 8, Wilkes 6, Vandeweghe 4, Townsend 2, Thomas 2, Sims 0. Halftime — Arkansas 42, UCLA 29.

## 1979

**Mar. 11, 1979: NCAA Second Round game at Pauley Pavilion, Los Angeles, CA;** UCLA 76, Pepperdine 71. **UCLA** — Greenwood 18, Vandeweghe 8, Sims 8, Holland 14, Hamilton 14, Allums 4, Wilkes 8, Naulls 2. **Pepperdine** — Matson 14, Ramsey 2, Ellis 10, Brown 27, Fuller 10, Graebe 2, Scott 6. Halftime — Pepperdine 38, UCLA 36.

**Mar. 15, 1979: NCAA West Regional first game at Provo, UT;** UCLA 99, USF 81. **UCLA** — Greenwood 18, Vandeweghe 11, Sims 0, Holland 22, Hamilton 36, Allums 0, Wilkes 8, Sanders 0, Thomas 0, Kelly 0, Naulls 3. **USF** — Jemison 4, Bowers 4, Cartwright 34, Williams 12, Reid 13, Bryant 10, Cornelious 0, DeLoatch 0, McAlister 2, Gilberg 2. Halftime — USF 43, UCLA 41.

**Mar. 17, 1979: NCAA West Regional finals at Provo, UT;** DePaul 95, UCLA 91. **DePaul** — Aguirre 20, Watkins 24, Mitchem 14, Garland 24, Bradshaw 13, Nikitas 0, Madey 0. **UCLA** — Greenwood 37, Vandeweghe 17, Sims 0, Holland

19, Hamilton 16, Wilkes 2, Naulls 0, Allums 0, Sanders 0, Thomas 0. Halftime — DePaul 51, UCLA 34.

## 1980

**Mar. 7, 1980: NCAA First Round game at Tempe, AZ;** UCLA 87, Old Dominion 74. **UCLA** — Vandeweghe 34, Wilkes 15, Sanders 11, Foster 11, Holton 12, Daye 4, Pruitt 0, Anderson 0. **Old Dominion** — McAdoo 25, Valentine 14, West 0, Mann 6, Robinson 0, Vaughn 15, Branch 8, Southerland 0, Haithcock 2, Griekspoor 0, Kragtjwijk 4. Halftime — UCLA 36, Old Dominion 26.

**Mar. 9, 1980: NCAA Second Round game at Tempe, AZ;** UCLA 77, DePaul 71. **UCLA** — Wilkes 10, Vandeweghe 13, Sanders 15, Foster 18, Holton 8, Daye 0, Allums 3, Pruitt 10. **DePaul** — Aguirre 19, Mitchem 0, Cummings 23, Bradshaw 13, Dillard 14, Grubbs 2. Halftime — UCLA 34, DePaul 32.

**Mar. 13, 1980: NCAA West Regional first game at Tucson, AZ;** UCLA 72, Ohio State 68. **UCLA** — Wilkes 8, Vandeweghe 12, Sanders 19, Foster 19, Holton 0, Allums 0, Daye 10, Pruitt 4. **Ohio State** — Smith 2, Kellogg 12, Williams 10, Ransey 29, Scott 6, Hall 2, Ellinghausen 4, Huggins 1, Penn 2, Miller 0. Halftime — UCLA 35, Ohio State 31.

**Mar. 15, 1980: NCAA West Regional finals at Tucson, AZ;** UCLA 85, Clemson 74. **UCLA** — Wilkes 2, Vandeweghe 22, Sanders 22, Foster 12, Holton 6, Daye 7, Allums 6, Pruitt 6, Arrillaga 2. **Clemson** — Nance 13, Wyatt 4, Campbell 5, Conrad 9, Williams 18, Gilliam 13, Wiggins 4, Dodds 8, Ross 0. Halftime — UCLA 46, Clemson 35.



## POSTSEASON SCORING RECAPS

**Mar. 22, 1980: NCAA Championship semifinals at Indianapolis, IN;** UCLA 67, Purdue 62. **UCLA** — Wilkes 4, Vandeweghe 24, Sanders 12, Foster 9, Holton 4, Allums 0, Daye 6, Sims 0, Pruitt 8. **Purdue** — Morris 12, Hallman 12, Carroll 17, Edmonson 23, B. Walker 6, Stallings 0, Searce 0, Barnes 2, S. Walker 0. Halftime — UCLA 33, Purdue 25.


**Mar. 24, 1980: NCAA Championship finals at Indianapolis, IN;** Louisville 59, UCLA 54. **Louisville** — Brown 8, Smith 9, McCray 7, Eaves 8, Griffith 23, Burkman 0, Wright 4, Branch 0. **UCLA** — Wilkes 2, Vandeweghe 14, Sanders 10, Foster 16, Holton 4, Pruitt 6, Daye 2, Allums 0, Anderson 0. Halftime — UCLA 28, Louisville 26.

### 1981

**Mar. 14, 1981: NCAA Second Round game at Providence, RI;** Brigham Young 78, UCLA 55. **Brigham Young** — Roberts 17, Trumbo 4, Kite 12, Ainge 37, Craig 8, Webb 0, Christiansen 0, Ballif 0, Bartholomew 0, Saarelaingn 0, Furniss 0, McGuire 0. **UCLA** — Sanders 14, Daye 12, Pruitt 8, Jackson 2, Holton 10, Foster 2, Sears 2, Anderson 1, Fields 4. Halftime — Brigham Young 31, UCLA 22.

### 1983

**Mar. 19, 1983: NCAA Second Round game at Boise, ID;** Utah 67, UCLA 61. **Utah** — Williams 18, Mannion 18, Winas 6, Hendrix 6, Robinson 18, Furgis 0, McLaughlin 0, Cecil 0. **UCLA** — Daye 9, Fields 18, Wright 2, Jackson 4, Foster 14, Holton 4, Miguel 6, Gray 4. Halftime — UCLA 34, Utah 32.



Trevor Wilson

### 1987

**Mar. 12, 1987: NCAA First Round game at Salt Lake City, UT;** UCLA 92, Central Michigan 73. **CMU** — Murray 13, Leavy 14, Johnson 18, Miller 2, Majerie 17, Richmond 3, Scott 2, Wilcox 0, McGuire 4. **UCLA** — Haley 3, Richardson 13, Immel 11, Miller 32, Rochelin 9, Wilson 8, Hatcher 8, Foster 6, Walker 0, Jackson 2. Halftime — UCLA 53, Central Michigan 21.

**Mar. 14, 1987: NCAA Second Round game at Salt Lake City, UT;** Wyoming 78, UCLA 68. **Wyoming** — Dent 2, Fox 1, Leckner 20, Dembo 41, Sommers 6, Boyd 6, Jones 2, Hunt 0, Lodgins 0. **UCLA** — Richardson 8, Immel 10, Haley 5, Miller 24, Rochelin 5, Wilson 2, Hatcher 10, Palmer 0, Foster 0, Jackson 4. Halftime — UCLA 44, Wyoming 38.

### 1989

**Mar. 17, 1989: NCAA First Round game at Atlanta, GA;** UCLA 84, Iowa State 74. **Iowa State** — Urquhart 2, Baugh 16, Alexander 22, Woods 9, Born 6, Mack 8, Moore 9, Goodman 2, Suffren 0. **UCLA** — Wilson 14, MacLean 23, Walker 2, Martin 8, Richardson 19, Rochelin 16, Owens 2. Halftime — UCLA 39, Iowa State 35.

**Mar. 19, 1989: NCAA Second Round game at Atlanta, GA;** North Carolina 88, UCLA 81. **UCLA** — Wilson 21, MacLean 16, Walker 17, Martin 4, Richardson 14, Rochelin 7, Owens 2. **North Carolina** — Bucknall 19, Fox 18, Williams 14, Lebo 12, Rice 3, Madden 22, Chilcutt 0, Davis 0, Denny 0. Halftime — UCLA 52, North Carolina 44.

### 1990

**Mar. 16, 1990: NCAA First Round game at Atlanta, GA;** UCLA 68, Alabama-Birmingham 56. **UAB** — Kennedy 9, Rembert 6, Ogg 8, Bearden 8, Kramer 10, Rogers 11, Wilkerson 0, Devaughn 4, Jackson 0. **UCLA** — Wilson 23, MacLean 10, Murray 14, Madkins 7, Martin 8, Butler 4, Walker 2. Halftime — UCLA 30, UAB 27.


**Mar. 18, 1990: NCAA Second Round game at Atlanta, GA;** UCLA 71, Kansas 70. **UCLA** — Wilson 18, MacLean 10, Murray 12, Madkins 3, Martin 18, Butler 8, Walker 2, Owens 0. **Kansas** — Calloway 14, Randall 4, Markkanen 0, Pritchard 15, Gueldner 7, Maddox 10, Brown 15, Jordan 0, West 5, Jamison 0. Halftime — Kansas 36, UCLA 35.

**Mar. 22, 1990: NCAA East Regional first game at East Rutherford, NJ;** Duke 90, UCLA 81. **UCLA** — Wilson 16, MacLean 21, Murray 15, Madkins 17, Martin 4, Butler 6, Owens 0, Mason 0, Walker 2. **Duke** — Brickey 7, Laettner 24, Abdelnaby 14, Henderson 28, Hurley 12, McCaffrey 3, Koubek 0, Davis 2, Hill 0, Palmer 0. Halftime — Duke 47, UCLA 38.

### 1991

**Mar. 18, 1991: NCAA East Regional first round game at Syracuse, NY;** Penn State 74, UCLA 69. **Penn State** — Barnes 19, Hayes 16, Degitz 10, Barnes 4, Brown 10, Jennings 10, Johnson 3, Joyner 0, Carter 2, Dietz 0. **UCLA**

Gerald Madkins



— Murray 17, MacLean 15, Madkins 13, Owens 10, Butler 9, Martin 3, Tarver 2. Halftime — UCLA 36, Penn State 32.

### 1992


**Mar. 20, 1992: NCAA West Regional first round game at Tempe, AZ;** UCLA 73, Robert Morris 53. **UCLA** — Murray 20, MacLean 17, Butler 0, Edney 0, Madkins 16, Martin 4, Tarver 10, O'Bannon 4, Zimmerman 0, Elkind 0, Zidek 2. **Robert Morris** — Carney 2, Falletta 2, Cannon 9, Timmerman 12, Walker 15, Bilal 7, Jones 0, Donnelly 6, Williams 0. Halftime — UCLA 26, Robert Morris 22.

**Mar. 22, 1992: NCAA West Regional second round game at Tempe, AZ;** UCLA 85, Louisville 69. **UCLA** — Murray 26, MacLean 23, Butler 9, Edney 5, Madkins 16, Tarver 4, O'Bannon 0, Martin 2, Zidek 0, Elkind 0. **Louisville** — Minor 11, Morton 4, Holden 10, LaGree 5, Sullivan 11, Smith 7, Hopgood 2, Brewer 13, Wingfield 0, Webb 2, Stone 4, McLendon 0. Halftime — UCLA 32, Louisville 25.

**Mar. 26, 1992: NCAA West Regional first game at Albuquerque, NM;** UCLA 85, New Mexico St. 78. **NMS** — Taylor 13, Reed 14, Hickman 9, Crawford 16, Benjamin 11, Sittler 0, Leak 3, Coleman 4, Bartleson 0, Thompson 8, Putzi 0. **UCLA** — MacLean 19, Murray 20, Butler 4, Madkins 15, Edney 1, Zimmerman 0, Martin 13, Tarver 5, O'Bannon 7. Halftime — UCLA 47, New Mexico St. 31.

**Mar. 28, 1992: NCAA West Regional finals at Albuquerque, NM;** Indiana 106, UCLA 79. **IND** — Cheaney 23, Henderson 10, Nover 16, Reynolds 8, Bailey 22, Graham 3, Meeks 5, Leary 0, Anderson 17, Lindeman 2. **UCLA** — Murray 15, MacLean 12, Butler 0, Edney 12, Madkins





George Zidek

18, Zimmerman 0, Martin 2, Tarver 20, Elkind 0, Zidek 0, O'Bannon 7. Halftime — Indiana 44, UCLA 29.

## 1993

**Mar. 19, 1993: NCAA First Round game at McKale Center, Tucson, AZ:** UCLA 81, Iowa State 70. **Iowa State** — Hoiberg 11, Eaton 6, Meyer 6, Bayless 19, Thigpen 20, Michalik 2, Wheat 6, Beechum 0, Bivens 0, Brown 0. **UCLA** — Butler 14, O'Bannon 20, Petruska 14, Tarver 11, Edney 19, Dempsey 3, Zimmerman 0. Halftime — UCLA 37, Iowa State 30.

**Mar. 21, 1993: NCAA Second Round game at McKale Center, Tucson, AZ:** Michigan 86, UCLA 84 ot. **Michigan** — Webber 27, Jackson 19, Howard 14, Rose 12, King 11, Riley 3, Pelinka 0, Talley 0, Voskuil 0. **UCLA** — Butler 14, O'Bannon 19, Petruska 7, Tarver 24, Edney 10, Zimmerman 1, Dempsey 9, Zidek 0, Boyle 0. Halftime — UCLA 52, Michigan 39. Regulation: 77-77.

## 1994

**Mar. 18, 1994: NCAA First Round game at The Myriad, Oklahoma City, OK:** Tulsa 112, UCLA 102. **UCLA** — Charles O'Bannon 15, Ed O'Bannon 30, Zidek 8, Edney 10, Tarver 11, Dollar 3, Zimmerman 0, Burns 11, Dempsey 14. **Tulsa** — Collier 34, Seals 20, Rollo 5, Dawkins 14, Williamson 20, Hernadi 0, Johnson 12, Maldonado 3, Bonner 4, Grawer 0. Halftime — Tulsa 63, UCLA 38.

## 1995

**Mar. 17, 1995: NCAA First Round game at Boise, ID:** UCLA 92, Florida International 56.

**UCLA** — Charles O'Bannon 14, Ed O'Bannon 10, Zidek 8, Edney 8, Bailey 7, Dollar 5, Myers 4, Dempsey 2, Nwankwo 6, Givens 2, Henderson 16, Johnson 10. **Florida International** — Mazyck 21, Forbes 6, Eason 4, Tchir 5, Dozier 8, Davis 7, L. Johnson 2, J. Johnson 1, Allen 2, Johnston 0, Eathorne 0, Nicolls 0, Pimburton 0. Halftime — UCLA 43, Florida International 23.

**Mar. 19, 1995: NCAA Second Round game at Boise, ID:** UCLA 75, Missouri 74. **UCLA** — Charles O'Bannon 6, Ed O'Bannon 24, Zidek 10, Edney 15, Bailey 9, Dollar 0, Henderson 11. **Missouri** — Winfield 8, Grimm 13, Sa. Haley 3, O'Liney 23, Sutherland 15, Moore 10, Sim. Haley 2, Walther 0, Combs 0. Halftime — Missouri 42, UCLA 34.

**Mar. 23, 1995: NCAA West Regional Semifinal at Oakland, CA:** UCLA 86, Mississippi State 67. **UCLA** — Charles O'Bannon 9, Ed O'Bannon 21, Zidek 11, Edney 10, Bailey 12, Dollar 2, Myers 0, Dempsey 0, Nwankwo 4, Givens 4, Henderson 8, Johnson 5. **Mississippi State** — Grant 2, Bullard 10, D. Wilson 22, Dampier 11, Honore 6, Price 6, Walters 10, B. Wilson 0, Hughes 0, Young 0. Halftime — UCLA 40, Mississippi State 19.

**Mar. 25, 1995: NCAA West Regional Final at Oakland, CA:** UCLA 102, Connecticut 96. **UCLA** — Charles O'Bannon 10, Ed O'Bannon 15, Zidek 8, Edney 22, Bailey 26, Henderson 18, Dollar 3. **Connecticut** — Marshall 15, Allen 36, Knight 12, Sheffer 24, Ollie 2, Hayward 2, Fair 3, King 2, Johnson 0, Willingham 0. Halftime — UCLA 48, Connecticut 41.

**Apr. 1, 1995: NCAA Championship Semifinal at Seattle, WA:** UCLA 74, Oklahoma State 61. **UCLA** — Charles O'Bannon 19, Ed O'Bannon 15, Zidek 6, Edney 21, Bailey 2, Henderson 2, Dollar 9, Dempsey 0, Nwankwo 0, Givens 0, Johnson 0, Myers 0. **Oklahoma State** — Pierce 2, Collins 6, Reeves 25, Rutherford 15, Owens 3, Roberts 10, Skaer 0, Alexander 0, Baum 0, Nelson 0, Miles 0. Halftime — UCLA 37, Oklahoma State 37.

**Apr. 3, 1995: NCAA Championship Final at Seattle, WA:** UCLA 89, Arkansas 78. **UCLA** — Charles O'Bannon 11, Ed O'Bannon 30, Zidek 14, Edney 0, Bailey 26, Henderson 2, Dollar 6. **Arkansas** — Thurman 5, Williamson 12, Martin 3, McDaniel 16, Beck 11, Stewart 12, Dillard 6, Robinson 4, Rimac 2, Wilson 7, Williams 0, Garrett 0. Halftime — UCLA 40, Arkansas 39.

## 1996

**Mar. 14, 1996: NCAA First Round game at The RCA Dome, Indianapolis, IN:** Princeton 43, UCLA 41. **UCLA** — O'Bannon 8, Henderson 2, McCoy 2, Bailey 13, Dollar 0, Johnson 10, Loyd 6, Myers 0, Dempsey 0. **Princeton** — Doyal 3, Lewullis 10, Goodrich 8, Johnson 11, Henderson 8, Earl 3, Mastaglio 0. Halftime — UCLA 19, Princeton 18.

## 1997

**Mar. 13, 1997: NCAA First Round game at Auburn Hills, MI:** UCLA 109, Charleston Southern 75. **UCLA** — O'Bannon 14, Henderson 21, McCoy 21, Dollar 15, Bailey 14, Sylvester 0, Loyd 3, Harbour 2, McGautha 0, Myers 4,

Farnham 6, Parker 0, Johnson 9. **Charleston Southern** — Hourruitiner 14, Daniels 0, Roper 0, B. Larrick 32, A. Larrick 8, Elam 2, McPherson 1, Gordon 0, Bradley 1, Amaya 10, Sales 2, Parker 5. Halftime — UCLA 53, Charleston Southern 38.


**Mar. 15, 1997: NCAA Second Round game at Auburn Hills, MI:** UCLA 96, Xavier 83. **UCLA** — O'Bannon 28, Henderson 22, McCoy 10, Dollar 9, Bailey 10, Sylvester 0, Loyd 7, Harbour 0, McGautha 0, Myers 0, Farnham 0, Parker 0, Johnson 10. **Xavier** — Johnson 7, Williams 16, Braggs 15, Brown 15, Lumpkin 5, Kelsey 0, Turner 1, Anderson 5, Harvey 2, Murray 0, Payne 3, Kromer 0, Posey 14. Halftime — UCLA 45, Xavier 40.

**Mar. 20, 1997: NCAA Midwest Regional Semifinal at San Antonio, TX:** UCLA 74, Iowa State 73 (OT). **UCLA** — O'Bannon 16, J.R. Henderson 12, McCoy 6, Dollar 20, Bailey 13, Loyd 3, Johnson 4. **Iowa State** — Bankhead 6, Pratt 14, Cato 10, Holloway 7, Willoughby 34, Johnson 0, Edwards 2, Ranpton 0. Halftime — Iowa State 37, UCLA 25. End of regulation — UCLA 64, Iowa State 64.

**Mar. 22, 1997: NCAA Midwest Regional Final at San Antonio, TX:** Minnesota 80, UCLA 72. **UCLA** — O'Bannon 22, Henderson 9, McCoy 0, Dollar 7, Bailey 21, Loyd 3, Myers 0, Johnson 10. **Minnesota** — James 12, Jacobson 14, Thomas 7, Jackson 18, Harris 0, Archambault 0, Stauber 0, Lewis 15, Thomas 14, Tarver 0, Winter 0. Halftime — UCLA 33, Minnesota 28.

## 1998

**Mar. 13, 1998: NCAA First Round game at Atlanta, GA:** UCLA 65, Miami (FL) 62. **UCLA** — Henderson 26, Johnson 3, Davis 13, Bailey 21, Watson 2, Reed 0, Hines 0, Loyd 0. **Miami** — James 12, Bland 18, Norris 14, Frazier 0,



Kris Johnson

## POSTSEASON SCORING RECAPS

Jennings 1, Hemsley 13, Tyler 4, Wimbley 0, Byars-Dawson 0, Schlie 0, Wiseman 0. Halftime — UCLA 32, Miami 32.

**Mar. 15, 1998: NCAA Second Round game at Atlanta, GA;** UCLA 85, Michigan 82. **UCLA** — Henderson 13, Johnson 25, Davis 7, Bailey 19, Watson 10, Hines 0, Reed 11. **Michigan** — Ward 16, Traylor 19, Reid 18, Bullock 16, Conlan 2, Baston 11, Asselin 0. Halftime — UCLA 45, Michigan 34.

**Mar. 20, 1998: NCAA South Regional Semifinal at St. Petersburg, FL:** Kentucky 94, UCLA 68. **UCLA** — Reed 7, Johnson 18, Henderson 10, Bailey 16, Watson 6, Knight 3, Daley 4, Ramasar 0, Harbour 0, Loyd 0, Hines 4, McGautha 0, Farnham 0. **Kentucky** — Edwards 10, Padgett 19, Mohammed 15, Turner 8, Sheppard 16, Masiello 0, Smith 0, Evans 10, Mills 0, Hogan 6, Anthony 5, Bradley 2, Magliore 3. Halftime — Kentucky 40, UCLA 23.

### 1999

**Mar. 11, 1999: NCAA First Round game at The RCA Dome, Indianapolis, IN;** Detroit 56, UCLA 53. **UCLA** — Rush 10, Farnham 0, Moiso 5, Davis 16, Watson 9, Reed 2, Bailey 0, Hines 0, Barnes 0, Young 11. **Detroit** — Ferguson 8, Alexander 6, Craft 0, Phillips 16, Jackson 17, Whye 4, Van Dyke 0, Belin 5. Halftime — UCLA 32, Detroit 30.

### 2000

**Mar. 16, 2000: NCAA First Round game at The Metrodome, Minneapolis, MN;** UCLA 65, Ball State 57. **Ball State** — Smith 4, Murray 2, Jones 8, Clemens 16, Hosier 3, Burns 0, Jackson 9, Moodie 15. **UCLA** — Kapon 17, Farnham 0, Moiso 12, Knight 2, Watson 4, Rush 14, Gadzuric 10, Bailey 0, Young 0, Barnes 6, Hines 0. Halftime — Ball State 26, UCLA 22.

**Mar. 18, 2000: NCAA Second Round game at The Metrodome, Minneapolis, MN;** UCLA 105, Maryland 70. **UCLA** — Kapon 11, Farnham 2, Moiso 14, Knight 6, Watson 17, Gadzuric 13, Bailey 2, Rush 14, Barnes 8, Young 7, Hines 9, Brooks 2. **Maryland** — Miller 5, Morris 13, Baxter 22, Dixon 16, Blake 5, Mardesich 0, Nicholas 5, Holden 3, Cephas 0, Badu 0, McCall 0, Hahn 1. Halftime — UCLA 49, Maryland 33.

**Mar. 23, 2000: NCAA Midwest Regional Semifinal at The Palace at Auburn Hills, MI;** Iowa State 80, UCLA 56. **UCLA** — Kapon 8, Farnham 0, Moiso 15, Knight 4, Watson 8, Rush 6, Bailey 6, Hines 2, Barnes 1, Young 0, Brooks 0, Gadzuric 6. **Iowa State** — Horton 9, Johnson 16, Fizer 16, Tinsley 14, Nurse 16, Evans 0, Hawkins 5, Rancik 4, Watkins 0, Davis 0, Shirley 0. Halftime — Iowa State 40, UCLA 28.

### 2001

**Mar. 15, 2001: NCAA First Round game at Greensboro Coliseum, Greensboro, NC;** UCLA 61, Hofstra 48. **Hofstra** — Gittens 7, Richardson 12, Springfield 0, Hernandez 11, Apodaca 16, Suarez 0, Sylla 0, Walker 2, Grubler 0. **UCLA** — Barnes 8, Kapon 7, Gadzuric 14, Knight 17, Watson 15, Bailey 0, Young 0, Cummings 0. Halftime — Hofstra 33, UCLA 29.

**Mar. 17, 2001: NCAA Second Round game at Greensboro Coliseum, Greensboro, NC;** UCLA 75, Utah State 50. **Utah State** — Bobb 7, Daniels 11, Jorssen 4, Rock 9, Brown 8, Vincent 2, Vague 2, Ray 4, Bailey 0, Johnson 0, Evans 3. **UCLA** — Knight 6, Cummings 0, Gadzuric 16, Bailey 2, Watson 16, Flowers 2, Ramasar 2, Barnes 9, Kapon 19, Young 3. Halftime — UCLA 30, Utah State 19.

**Mar. 22, 2001: NCAA East Regional Semifinal at First Union Center, Philadelphia, PA;** Duke 76, UCLA 63. **UCLA** — Barnes 9, Kapon 12, Gadzuric 10, Knight 13, Watson 17, Flowers 0, Bailey 0, Young 2, Cummings 0. **Duke** — Battier 24, Dunleavy 7, Sanders 3, Duhon 4, Williams 34, Boozer 2, Simpson 0, James 2, Buckner 0, Love 0. Halftime — Duke 33, UCLA 26.

### 2002

**Mar. 15, 2002: NCAA First Round game at Mellon Arena, Pittsburgh, PA;** UCLA 80, Mississippi 58. **Mississippi** — Reed 14, Allen 2, Harrison 0, Sanders 7, Wade 6, Fox 5, Harper 19, Shutt 0, Johnson 3, Nunnery 0, Rhodes 2, Kirklin 0. **UCLA** — Barnes 6, Kapon 2, Gadzuric 9, Knight 21, Bozeman 0, Thompson 16, Patterson 5, Walcott 4, Hines 7, Cummings 8, Hoffart 0, Johnson 2. Halftime — UCLA 36, Mississippi 26.

**Mar. 17, 2002: NCAA Second Round game at Mellon Arena, Pittsburgh, PA;** UCLA 105, Cincinnati 101 (2 OT). **UCLA** — Barnes 17, Kapon 19, Gadzuric 23, Knight 12, Bozeman 8, Thompson 10, Patterson 2, Walcott 4, Hines 0, Cummings 7. **Cincinnati** — Davis 9, McElroy 13, Little 9, Stokes 39, Logan 18, Williams 3, Barker 3, Crawford 0, Grove 0, Maxiell 7. Halftime — Cincinnati 47, UCLA 37. Reg. — UCLA 80, Cincinnati 80. 1st OT — UCLA 90, Cincinnati 90.



**Mar. 21, 2002: NCAA West Regional Semifinal at Compaq Center, San Jose, CA;** Missouri 82, UCLA 73. **Missouri** — Bryant 2, Rush 20, Johnson 14, Gilbert 23, Paulding 15, Stokes 6, Kiernan 0, John 0, Gage 2, Kroenke 0, Ferguson 0, Echols 0, Griffin 0. **UCLA** — Barnes 23, Kapon 7, Gadzuric 11, Knight 16, Bozeman 8, Thompson 0, Patterson 0, Walcott 6, Cummings 2, Hoffart 0, Johnson 0. Halftime — Missouri 30, UCLA 28.

### 2005

**Mar. 17, 2005: NCAA First Round game at McKale Center, Tucson, AZ;** Texas Tech 78, UCLA 66. **UCLA** — Thompson 22, Shipp 13, Fey 8, Afflalo 7, Farfar 3, Morrison 5, Mata 0, Hollins 8, McKinney 0. **Texas Tech** — Giles 17, Dora 7, Zeno 4, Jackson 19, Ross 28, Marshall 0, White 0, Suljagic 4. Halftime — Texas Tech 37, UCLA 31.

### 2006

**Mar. 16, 2006: NCAA First Round game at Cox Arena, San Diego, CA;** UCLA 78, Belmont 44. **Belmont** — Oliver 0, Herndon 6, Goodwin 7, Collins 7, Hare 8, Jones 0, Wicke 3, House 0, Harris 5, Dotson 2, Modlin 0, Preston 6. **UCLA** — Bozeman 9, Mbah a Moute 17, Hollins 10, Farfar 8, Afflalo 7, Collision 10, D. Robinson 0, Rubin 3, Wright 6, Aboya 1, Mata 2, Roll 3, Fey 2. Halftime — UCLA 35, Belmont 23.

**Mar. 18, 2006: NCAA Second Round game at Cox Arena, San Diego, CA;** UCLA 62, Alabama 59. **Alabama** — Brock 0, Davidson 12, Hendrix 12, Hollinger 0, Steele 21, Gee 9, Felix 5. **UCLA** — Bozeman 5, Mbah a Moute 9, Hollins 12, Farfar 18, Afflalo 13, Collision 3, Aboya 2, Mata 0, Roll 0. Halftime — UCLA 30, Alabama 30.

**Mar. 23, 2006: NCAA Oakland Regional Semifinal at Oakland Arena, Oakland, CA;** UCLA 73, Gonzaga 71. **Gonzaga** — Morrison 24, Mallon 0, Batista 18, Altidor-Cespedes 0, Raivio 12, Pargo 3, Knight 7, Pendergraft 7, Heytvelt 0. **UCLA** — Bozeman 4, Mbah a Moute 14, Hollins 12, Farfar 15, Afflalo 15, Collision 5, Aboya 2, Mata 3, Roll 3. Halftime — Gonzaga 42, UCLA 29.

**Mar. 25, 2006: NCAA Oakland Regional Final at Oakland Arena, Oakland, CA;** UCLA 50, Memphis 45. **UCLA** — Bozeman 3, Mbah a Moute 2, Hollins 14, Farfar 4, Afflalo 15, Collision 4, Aboya 4, Mata 4, Roll 0. **Memphis** — S. Williams 8, Carney 5, Anderson 2, Dorsey 2, Washington 13, D. Williams 0, Dozier 6, Douglas-Roberts 6, Allen 1, Cooper 2. Halftime — UCLA 28, Memphis 21.

**April 1, 2006: NCAA Championship Semifinal at RCA Dome, Indianapolis, IN;** UCLA 59, LSU 45. **LSU** — Davis 14, T. Mitchell 12, Thomas 5, Temple 1, D. Mitchell 8, Voogd 2, Rolle 2, Lazare 1. **UCLA** — Bozeman 4, Mbah a Moute 17, Hollins 6, Farfar 12, Afflalo 9, Collision 6, D. Robinson 0, Rubin 0, Wright 0, Aboya 0, Mata 2, Roll 3, Fey 0. Halftime — UCLA 39, LSU 24.

**April 3, 2006: NCAA Championship Final at RCA Dome, Indianapolis, IN;** Florida 73, UCLA 57. **Florida** — Brewer 11, Noah 16, Horford 14, Green 2, Humphrey 15, Moss 9, Hodge 0, Richard 6. **UCLA** — Bozeman 9, Mbah a Moute 6, Hollins 10, Farfar 18, Afflalo 10, Collision 0, Aboya 2, Mata 2, Roll 0. Halftime — Florida 36, UCLA 25.





## 2007

**Mar. 15, 2007: NCAA First Round game at ARCO Arena, Sacramento, CA;** UCLA 70, Weber State 42. **Weber State** — Henry 7, Patten 9, Valeika 5, Harris 10, Silveira 7, Sparrow 0, Van Brocklin 0, Davis 2, Panos 2, Billings 0, Burningham 0. **UCLA** — Shipp 12, Mbah a Moute 4, Mata 6, Collison 14, Afflalo 22, Westbrook 3, Wright 0, Aboya 1, Keefe 2, Roll 6, Dragovic 0. Halftime — UCLA 37, Weber State 19.

**Mar. 17, 2007: NCAA Second Round game at ARCO Arena, Sacramento, CA;** UCLA 54, Indiana 49. **Indiana** — D.J. White 12, M. White 4, Bassett 3, Wilmont 8, Calloway 12, Ratliff 0, Stemler 10, Shaw 0. **UCLA** — Shipp 5, Mbah a Moute 7, Mata 8, Collison 15, Afflalo 10, Westbrook 4, Wright 0, Aboya 2, Keefe 0, Roll 3. Halftime — UCLA 20, Indiana 13.

**Mar. 22, 2007: NCAA San Jose Regional Semifinal at HP Pavilion, San Jose, CA;** UCLA 64, Pittsburgh 55. **Pittsburgh** — Kendall 0, Cook 7, Gray 10, Fields 11, Graves 5, Benjamin 0, Ramon 12, Biggs 1, Young 9. **UCLA** — Shipp 16, Mbah a Moute 2, Mata 8, Collison 12, Afflalo 17, Westbrook 2, Wright 0, Aboya 0, Keefe 2, Roll 5. Halftime — UCLA 32, Pittsburgh 26.

**Mar. 24, 2007: NCAA San Jose Regional Final at HP Pavilion, San Jose, CA;** UCLA 68, Kansas 55. **UCLA** — Shipp 9, Mbah a Moute 8, Mata 2, Collison 14, Afflalo 24, Westbrook 4, Aboya 4, Keefe 0, Roll 3. **Kansas** — Rush 18, Wright 8, Kaun 4, Robinson 11, Chalmers 2, Arthur 4, Collins 0, Stewart 0, Jackson 8. Halftime — UCLA 35, Kansas 31.

**Mar. 31, 2007: NCAA Championship Semifinal at Georgia Dome, Atlanta, GA;** Florida 76, UCLA 66. **UCLA** — Shipp 18, Mbah a Moute 4, Mata 6, Collison 9, Afflalo 17, Westbrook 2, Wright 0, Aboya 5, Keefe 2, Roll 3. **Florida**

— Brewer 19, Noah 8, Horford 9, Green 10, Humphrey 14, Hodge 0, Werner 0, Richard 16. Halftime — Florida 29, UCLA 23.

## 2008

**Mar. 20, 2008: NCAA First Round game at Honda Center, Anaheim, CA;** UCLA 70, Mississippi Valley State 29. **Mississippi Valley State** — Lucas 6, Petty 4, Cox 8, Harmason 2, Clark 3, Parks 0, Speech 2, Davis 0, Higgins 0, Kite 0, Watson 4, Smith 0, Love 0. **UCLA** — Shipp 6, Keefe 4, Love 20, Westbrook 9, Collison 5, Robinson 0, Abdul-Hamid 3, Aboya 4, Mata-Real 9, Stanback 2, Dragovic 8. Halftime — UCLA 40, Mississippi Valley State 16.

**Mar. 22, 2008: NCAA Second Round game at Honda Center, Anaheim, CA;** UCLA 51, Texas A&M 49. **Texas A&M** — Davis 8, Carter 10, Jones 6, Sloan 12, Kirk 2, Roland 5, Jordan 6, Muhlback 0, Elonu 0. **UCLA** — Shipp 0, Mbah a Moute 2, Love 19, Westbrook 5, Collison 21, Aboya 0, Keefe 2, Mata-Real 2. Halftime — Texas A&M 29, UCLA 26.

**Mar. 27, 2008: NCAA Phoenix Regional Semifinal at US Airways Center, Phoenix, AZ;** UCLA 88, Western Kentucky 78. **Western Kentucky** — Magley 2, Evans 4, Brazelton 31, Rogers 5, Lee 18, Gabou 2, Slaughter 7, Howard 0, Mendez-Valdez 2, Siakam 7, Frazier 0, Pettigrew 0, Maresca 0. **UCLA** — Shipp 14, Mbah a Moute 7, Love 29, Westbrook 14, Collison 4, Aboya 2, Keefe 18, Mata-Real 0. Halftime — UCLA 41, Western Kentucky 20.

**Mar. 29, 2008: NCAA Phoenix Regional Final at US Airways Center, Phoenix, AZ;** UCLA 76, Xavier 57. **Xavier** — Duncan 11, Brown 13, Anderson 10, Lavender 5, Burrell 8, Graves 0, Bronson 0, Raymond 3, Jackson 2, Love 5. **UCLA** — Shipp 5, Mbah a Moute 13, Love 19, Westbrook 17, Collison 19, Abdul-Hamid 0, Aboya 0, Keefe 0, Mata-Real 0, Stanback 3, Dragovic 0. Halftime — UCLA 33, Xavier 24.

**Apr. 5, 2008: NCAA Championship Semifinal at Alamodome, San Antonio, TX;** Memphis 78, UCLA 63. **UCLA** — Shipp 9, Mbah a Moute 12, Love 12, Westbrook 22, Collison 2, Aboya 2, Keefe 4, Mata-Real 0. **Memphis** — Dozier 6, Dorsey 0, Anderson 12, Douglas-Roberts 28, Rose 25, Taggart 7, Kemp 0, Niles 0, Mack 0. Halftime — Memphis 38, UCLA 35.

## NIT GAMES

### 1985

**Mar. 13, 1985: NIT First Round game at Pauley Pavilion, Los Angeles, CA;** UCLA 78, Montana 47. **UCLA** — Maloncon 9, Miller 21, Wright 12, Hatcher 10, Miguel 14, Gaines 2, Butler 0, Immel 8, Haley 2, Morris 0, Dunlap 0. **Montana** — Krystkowiak 14, Boyd 6, McBride 2, Wnek 0, Washington 5, Jones 0, Burns 4, Zanon 2, Vanek 2, Bates 0, Powell 12. Halftime — UCLA 34, Montana 21.

**Mar. 19, 1985: NIT Second Round game at Pauley Pavilion, Los Angeles, CA;** UCLA 82, Nebraska 63. **UCLA** — Maloncon 10, Miller 29, Wright 4, Hatcher 18, Miguel 14, Butler 2, Gaines 1, Immel 0, Haley 2, Jones 2, Dunlap 0, Morris 0.

**Nebraska** — Moore 8, Jackman 8, Hoppen 23, Carr 4, Marshall 8, Smith 2, Matzke 2, Buchanan 6, Martz 0, Sealer 2, White 0. Halftime — UCLA 41, Nebraska 31.


**Mar. 23, 1985: NIT Third Round game at Pauley Pavilion, Los Angeles, CA;** UCLA 53, Fresno State 43. **UCLA** — Maloncon 8, Miller 8, Wright 16, Hatcher 6, Miguel 12, Butler 0, Gaines 0, Jackson 3, Haley 0, Morris 0. **Fresno State** — Barnes 16, Kuipers 8, Emerson 6, Strain 0, Arnold 2, Salone 7, Carter 0, Gustin 0, Trice 0, Means 2, Cook 2. Halftime — UCLA 27, Fresno State 18.

**Mar. 27, 1985: NIT Championship semifinals at New York, NY;** UCLA 75, Louisville 66. **UCLA** — Maloncon 0, Miller 16, Wright 23, Hatcher 12, Miguel 20, Butler 0, Gaines 2, Jackson 2. **Louisville** — Thompson 16, Forrest 13, Sumpter 10, Abram 2, Hall 8, McSwain 11, Crook 2, Jeter 2, West 2. Halftime — UCLA 36, Louisville 33.

**Mar. 29, 1985: NIT Championship finals at New York, NY;** UCLA 65, Indiana 62. **UCLA** — Maloncon 8, Miller 18, Wright 5, Hatcher 15, Miguel 18, Butler 0, Gaines 0, Jackson 1. **Indiana** — Eyl 8, Meier 2, Blab 11, Alford 16, Robinson 8, Smith 10, Thomas 1, Brooks 4, Hillman 0, Dakich 2. Halftime — UCLA 29, Indiana 29.

## 1986

**Mar. 13, 1986: NIT First Round game at Pauley Pavilion, Los Angeles, CA;** UC Irvine 80, UCLA 74. **UC Irvine** — Rogers 29, Engelstad 2, Murphy 20, Brooks 5, Buchanan 5, Carmon 9, Hess 10, Ciaccio 0. **UCLA** — Miller 16, Jackson 2, Haley 9, Hatcher 24, Richardson 7, Gaines 2, Jones 8, Butler 0, Rochelin 6, Palmer 0. Halftime — UC Irvine 39, UCLA 31.



## NCAA CHAMPIONSHIP TEAMS

### 1964

The 1963-64 season marked the beginning of UCLA's domination of collegiate basketball. Until that season, the Bruins had been just another fine team but it all changed that year.

John Wooden, in his 16th season as coach of the Bruins, put together an experienced team blessed with great quickness and installed the zone press which would carry his team to the top of the collegiate world. Employing Gail Goodrich and Fred Slaughter under the basket, Walt Hazzard and Jack Hirsch behind them and Keith Erickson as the safety, the press destroyed opposing offenses all season.

The results were a perfect 30-0 record and an NCAA championship, the first of 10 in a 12-year span for the Bruins. Senior Walt Hazzard, perhaps the top playmaker in UCLA history, was selected the NCAA "Player of the Year" although he did not lead the Bruins in scoring. That honor went to Gail Goodrich, who averaged 21.5 points a game to Hazzard's 18.6.

Hirsch and Erickson, the two forwards, averaged 14.0 and 10.7 points respectively, while center Fred Slaughter averaged 7.9. Top reserves included forward Kenny Washington and center Doug McIntosh.

That year was symbolized by the "Bruin Blitz." There was no better illustration than in the NCAA championship game against Duke. With 7:14 remaining in the first half, the Bruins trailed 30-27. In the next 2:40, the Bruins outscored Duke, 16-0,

### 1964 National Champions (30-0)



**BACK ROW (L to R):** Athletic Trainer Ducky Drake, Assistant Coach Jerry Norman, Steve Brucker, Fred Slaughter, Doug McIntosh, Vaughn Hoffman, Keith Erickson, Kim Stewart, Kenny Washington and Head Coach John Wooden. **FRONT ROW:** Dennis Minishian (Manager), Gail Goodrich, Jack Hirsch, Rich Levin, Walt Hazzard, Kent Graham, Mike Huggins and Chuck Darrow.

to pull into a 43-30 lead. The Bruins went on to win, 98-83, to start the dynasty on its way.

The Bruins were not highly thought of prior to the season, but once the year began, they started

moving up the polls. In early January the Bruins pushed past Kentucky and into the No. 1 spot for the first time in history. It was a position they would hold for many years.

### 1965

Although the Bruins lost 110-83 to Illinois in the first game of the season, they defeated Michigan 91-80 in the NCAA Final to win their second straight national championship. The UCLA dynasty had begun.

Coach John Wooden had only two returning starters from 1963-64, but he had the right players to fit the championship puzzle. Once again utilizing the devastating zone press, the Bruins compiled a perfect conference record and captured the NCAA title with a 28-2 mark.

The leader of this championship unit was senior guard Gail Goodrich, who assumed the job of playmaker and scorer. The 6-0 guard led the Bruins to the title by averaging 24.6 points per game, a UCLA school record for guards. He finished his career as the Bruins' all-time leading scorer.

Three other Bruins averaged in double figures. They were senior co-captain Keith Erickson (12.9), the key No. 5 man in the zone press, junior Fred Goss (12.2) and sophomore Edgar Lacey (11.6). Doug McIntosh took over the starting center spot while Kenny Washington and Mike Lynn gave the Bruins superior bench strength all year long.

Utilizing the talents of these young men to perfection, Wooden molded the Bruins into another outstanding unit. They hit top form for the NCAA Tournament, averaging an even

### 1965 National Champions (28-2)



**BACK ROW (L to R):** Head Coach John Wooden, Athletic Trainer Ducky Drake, Rich Levin, Edgar Lacey, Doug McIntosh, Vaughn Hoffman, Bill Winkelholz, Mike Lynn, Keith Erickson, Kenny Washington and Bill Ureda. **FRONT ROW:** Assistant Coach Jerry Norman, Gail Goodrich, John Lyons, John Galbraith, Mike Serafin, Brice Chambers, Larry McCollister and Fred Goss.

100 points for the four games. Goodrich, at his best in the big games, set a school record by scoring 42 points in the title game as the Bruins bested Michigan, 91-80, to win the

school's second straight NCAA championship.



## 1967

After failing to reach the NCAA Tournament in 1966, unable to defend their back-to-back titles in 1964 and 1965, the Bruins were ready start a new streak. With four new sophomore starters and a junior returning to the starting lineup, the Bruins knew they were ready to accomplish something special. One of those sophomores was Lew Alcindor (now Kareem Abdul-Jabbar), the most dominating force in collegiate basketball history. The junior was guard Mike Warren, one of the smoothest play-making guards ever to play at UCLA. They were joined in the starting lineup by sophomores Lucius Allen, the scoring guard, Lynn Shackelford, the sweet-shooting forward, and Kenny Heitz, a defensive whiz.

Coach John Wooden, in another great coaching job, molded this unit into one of the finest teams in history. Warren and the four sophomores, along with reserves Bill Sweek and Jim Nielsen, banded together to win 30 straight games without a loss and capture the school's third NCAA championship in four years.

Alcindor showed the world what to expect for the next three years in his very first game. Scoring with a variety of short range shots and slam dunks, the sophomore set a school record with 56 points, a record he broke later that season when he tallied 61 against Washington State.

The only thing that slowed the Bruins down was a delay game and the closest any opponent came to the Bruins was five points. In NCAA playoff competition, the Bruins outscored four opponents by 95 points, defeating Houston in the semi-finals and



**BACK ROW (L to R):** Head Coach John Wooden, Assistant Coach Jerry Norman, Joe Chrisman, Lynn Shackelford, Neville Saner, Lew Alcindor, Jim Nielsen, Ken Heitz, Bill Sweek, Ted Henry (Manager) and Athletic Trainer Ducky Drake. **FRONT ROW:** Don Saffer, Lucius Allen, Dick Lynn, Gene Sutherland and Mike Warren.

Dayton in the finals to claim the championship.

Alcindor led the way by averaging 29.0 points and setting an NCAA record by hitting 66.7 per cent of his field goal attempts. Allen and Warren averaged

15.5 and 12.7 points, respectively, while Shackelford tossed in 11.4 points per contest, mostly from long range.

The dynasty was now firmly established.

## 1968

Lew Alcindor, Mike Warren, Lucius Allen, Lynn Shackelford and Kenny Heitz were all a year older and more experienced in 1967-68. In addition, Mike Lynn and Edgar Lacey, both starters during the 1965-66 season, returned to the varsity after missing the championship year. So it figured the Bruins would cruise through every game. Right?

Wrong! UCLA opened defense of its national title at Purdue and barely escaped with a 73-71 victory. The near-defeat shocked the Bruins, who won their next 12 games (11 by 24 or more points) to run their winning streak to 47.

The streak ended at the Houston Astrodome as a record 52,693 fans watched the Houston Cougars upset the Bruins, 71-69. Alcindor, who had an injured eye, did not play at full strength, and the Cougars exploited that weakness.

The Bruins completed the regular season with a 25-1 record and a No. 2 national ranking (behind Houston). Only one Pac-8 foe came within eight points of the Bruins, who set a school record by averaging 93.4 points per game for the season. In the regionals, UCLA defeated New Mexico State and Santa Clara to advance to the semifinals against Houston.

The rematch at the Los Angeles Sports Arena was no contest. Alcindor, Allen and Lynn scored 19 points each and the Bruins, playing a diamond-and-one defense against Elvin Hayes and the Cougars (Shackelford was the one),



**BACK ROW (L to R):** Head Coach John Wooden, Assistant Coach Jerry Norman, Ken Heitz, Lynn Shackelford, Jim Nielsen, Lew Alcindor, Mike Lynn, Neville Saner, Bill Sweek, Athletic Trainer Ducky Drake and Frank Adler (Manager). **FRONT ROW:** Mike Warren, Gene Sutherland and Lucius Allen.

roared to a 53-31 halftime lead and a 101-69 triumph. The next day, the Bruins earned their fourth NCAA title in five years with a 78-55 win against North Carolina.

Alcindor, despite the elimination of the dunk shot, led UCLA's attack with a 26.2 average, followed by Allen (15.1), Warren (12.1), Shackelford (10.7) and Lynn (10.3).

## NCAA CHAMPIONSHIP TEAMS

### 1969

The Bruins entered the 1968-69 season with no experienced guards to get the ball to Lew Alcindor, Lynn Shackelford and sophomore forwards Curtis Rowe and Sidney Wicks.

Coach John Wooden solved the problem by filling one guard spot with junior college transfer John Vallely, who was to become known as the "Money Man" for his play in big games. The other backcourt spot was filled by Kenny Heitz.

Although the scores were closer, the Bruins still won their first 23 games without much of a scare. But the next two, an overtime victory at California and a double overtime win at USC, were omens of things to come. The night after the double-overtime victory, USC upset the Bruins, 46-44, in Pauley Pavilion. It was UCLA's first Pauley Pavilion loss and only the second of the Alcindor Era.

The Bruins advanced to the NCAA Tournament for the third straight year. The regionals were held in Pauley and UCLA defeated New Mexico State and Santa Clara to advance to the Final Four.

The Bruins almost had their winning streak ended by Drake in the semi-finals, but prevailed 85-82, thanks to the "Money Man's" 29 points and 25 by Alcindor. The following afternoon, the Bruins became the first team in NCAA history to win three straight titles with a 92-72 drubbing of Purdue. Alcindor, playing his final collegiate



**BACK ROW (L to R):** Lynn Shackelford, Curtis Rowe, Steve Patterson, Lew Alcindor, Sidney Wicks, John Ecker and Bill Seibert. **MIDDLE ROW:** George Farmer, Bill Sweek, Ken Heitz, John Vallely and Terry Schofield. **BOTTOM ROW:** Ducky Drake, Denny Crum, John Wooden, Gary Cunningham and Bob Marcucci (Manager).

game, scored 37 points while UCLA, principally Heitz, held high-scoring Rick Mount in check.

Alcindor, who established UCLA career scoring and rebounding records and led the Bruins to an

88-2 record, averaged 24.0 points, followed by Rowe (12.9 ppg), Vallely (11.0 ppg), Wicks (7.5 ppg) and Heitz (7.0 ppg).

### 1970

Big Lew was now in the NBA and the collegiate basketball world breathed easier. Although starters John Vallely and Curtis Rowe were returning from the 1969 NCAA title team, most figured UCLA would not be a factor in the championship picture. Needless to say, they were wrong.

Junior Sidney Wicks, moving in at the vacated forward position, became the team's leading scorer and rebounder with averages of 18.6 and 11.9, respectively. He was joined on the front line by Rowe (15.3 and 8.7) and center Steve Patterson (12.5 and 10.0). Together, the three juniors became an extremely physical front line, helping the Bruins win many games by keeping the ball alive on the backboard until somebody put it in the basket.

Those somebodies were usually Vallely and sophomore guard Henry Bibby. Vallely provided senior leadership in the backcourt in addition to his 16.3 points per game. Sophomore Bibby, the fifth starter, had one of the best years ever for a Bruin guard, averaging 15.6 points while shooting .501 from the floor and .833 from the line.

This unit averaged 92 points a game and set a school scoring record of 133 points against LSU and Pete Maravich. Although the Bruins lost twice during the regular season, they won their fourth straight Pac-8 title and served notice that they would fight to retain their title.

That fight reached the title game against



**BACK ROW (L to R):** Kenny Booker, Rick Betchley, John Ecker, Sidney Wicks, Steve Patterson, Jon Chapman, Curtis Rowe, Bill Seibert and John Vallely. **MIDDLE ROW:** George Morgan (Manager), Gary Cunningham, John Wooden, Denny Crum and Ducky Drake. **BOTTOM ROW:** Henry Bibby, Terry Schofield and Andy Hill.

Jacksonville, led by 7-2 center Artis Gilmore and guard Rex Morgan, dubbed "Batman and Robin" by the media. The Dolphins led by nine at one point in the first half. By halftime, UCLA had a five-point

lead and Wicks had blocked five of Gilmore's shots. Rowe scored 19 points and Wicks and Patterson contributed 17 each, and the Bruins won their fourth straight NCAA title with an 80-69 victory.



## 1971

Coach John Wooden had his entire front line of Sidney Wicks, Curtis Rowe and Steve Patterson returning for their senior seasons. Their contributions became more and more important throughout the year because the Bruins did not get the quality guard play they had received in their previous championship seasons.

Wicks once again was the team's leading scorer and rebounder with averages of 21.3 and 12.7, respectively. When the Bruins were in trouble, they went to Wicks and he usually found a way to pull them through, like against Oregon State when he dribbled the clock to the last few seconds and hit a jumper for a two-point victory.

Rowe and Patterson averaged 17.5 and 12.9 points, respectively, and grabbed over 290 rebounds each. Patterson, often overlooked, saved his best for last, scoring 29 points in the 68-62 victory over Villanova in the NCAA title game. Henry Bibby, taking over the backcourt playmaking chores of John Vallely, still averaged 11.8 points and scored 17 in the title game. Senior Kenny Booker (5.5) started opposite Bibby and senior Terry Schofield (6.2) proved to be a valuable sixth man.

Although they played a number of close games, the Bruins lost just once, an 89-82 decision at Notre Dame. It would be UCLA's last loss for three years, but there were other close calls. The Bruins trailed USC by nine points with



**BACK ROW (L to R):** Larry Hollyfield, Larry Farmer, John Ecker, Curtis Rowe, Steve Patterson, Sidney Wicks, Jon Chapman, Kenny Booker, Rich Betchley and Terry Schofield. **MIDDLE ROW:** George Morgan (Manager), Denny Crum, John Wooden, Gary Cunningham and Ducky Drake. **BOTTOM ROW:** Andy Hill and Henry Bibby.

nine minutes remaining at the Sports Arena but rallied for a 64-60 victory. In the NCAA West Regionals, the Bruins rallied from an 11-point deficit to defeat Cal State Long Beach, 57-55,

and earn another trip to the Final Four. In all, the Bruins won seven games by five or less points en route to a 29-1 record and their fifth straight NCAA title.

## 1972

In 1971-72, senior guard Henry Bibby was the only returning starter and junior Larry Farmer, a top reserve the previous season, took over one of the vacated forward positions and averaged 10.7 points and 5.5 rebounds.

But the big story of 1971-72 was the three sophomores. They were led by 6-11 center Bill Walton, who would establish himself as one of the greatest players in collegiate basketball history. The redhead led the Bruins in scoring with a 21.1 average and tied Lew Alcindor's school record by grabbing 466 rebounds.

The other two sophomores were Keith (now Jamaal) Wilkes and Greg Lee. Wilkes, a smooth forward, averaged 13.5 points, second only to Walton and Bibby (15.7), and averaged over eight rebounds per game. Lee assumed the duties of point guard and averaged 8.7 points while running UCLA's devastating fast break.

The five starters also received plenty of help from Larry Hollyfield and Tommy Curtis, who averaged 7.3 and 4.1 points. Swen Nater, perhaps the only NBA first round draft choice to never start a collegiate game, also contributed off the bench and averaged 6.7 points.

The Walton Gang started the season by scoring over 100 points in seven straight games. Prior to the NCAA championship contest against Florida State, only one team had closed to within six points of the Bruins. With Walton scoring 24



**BACK ROW (L to R):** Tommy Curtis, Greg Lee, Larry Hollyfield, Jon Chapman, Keith Wilkes, Bill Walton, Swen Nater, Vince Carson, Larry Farmer, Gary Franklin, Andy Hill and Henry Bibby. **MIDDLE ROW:** Head Coach John Wooden, Athletic Trainer Ducky Drake and Assistant Coach Gary Cunningham. **BOTTOM ROW:** Les Friedman (Manager).

points and Wilkes adding 23, the Bruins defeated FSU, 81-76, to claim their sixth straight title.

UCLA thus became the first school ever to

fashion three perfect 30-0 seasons. The Bruins also set an NCAA record that still stands by outscoring opponents by 30.3 points per game.

## NCAA CHAMPIONSHIP TEAMS

### 1973

In 1972-73 only guard Henry Bibby had departed and senior Larry Hollyfield (10.7), did a fine job filling his position. The rest of the cast remained the same with Bill Walton (20.4) at center. Keith Wilkes (14.8) and Larry Farmer (12.2) at forward and Greg Lee (4.6) at guard. Tommy Curtis (6.4), Dave Meyers (4.9), Swen Nater (3.2), and Pete Trgovich (3.1) gave the Bruins an outstanding reserve contingent.

Together, these nine players set numerous records. On Jan. 25, the Bruins defeated Loyola (Chicago) 87-73, for their 60th straight victory, tying USF's NCAA record. Two days later, they set a new record when they beat Notre Dame, 82-63, on the Irish home court. By the end of the year, the streak had reached 75.

The Bruins suffered very few close calls during the regular season, winning every game by at least six points and 23 of the 26 by 10 or more. In the NCAA West Regional finals the Bruins faced a determined USF team that slowed the ball down and trailed by just one point, 23-22, at halftime. In the end, UCLA triumphed, 54-39.

In the NCAA semifinals, the Indiana Hoosiers gave the Bruins a scare with a furious second-half rally. But Curtis came off the bench to score 22 points and the Bruins reached the title game with a 70-59 victory.

Walton, who set a school record with 506

### 1973 National Champions (30-0)



**BACK ROW (L to R):** Larry Farmer, Keith Wilkes, Dave Meyers, Bill Walton, Ralph Drollinger, Swen Nater, Vince Carson and Pete Trgovich. **MIDDLE ROW:** Larry Hollyfield, Les Friedman (Manager), John Wooden, Gary Cunningham, Ducky Drake and Greg Lee. **BOTTOM ROW:** Bob Webb, Tommy Curtis, Gary Franklin and Casey Corliss.

rebounds, set an NCAA record in the title game, by making 21 of 22 shots, and scoring 44 points, to lead the Bruins to an 87-66 victory over Memphis State. The Bruins won

their seventh straight NCAA title and became the only school to compile consecutive undefeated seasons.

### 1975

Senior David Meyers was the lone returning starter from the 1974 team which finished third nationally. He assumed the leadership role and became famous for his aggressive play and hustle. Sophomores Richard Washington (15.9) and Marques Johnson (11.6) joined Meyers (18.3) on the front line and they were supported by junior Ralph Drollinger (8.8) at center.

In the backcourt, coach John Wooden had little experience. Pete Trgovich (10.2), who had started early in the previous year, moved in at one guard spot while junior Andre McCarter (7.0) assumed the playmaking role and led the team with 156 assists.

The Bruins opened the season by winning their first 12 games before being upset at Stanford. There were two more losses along and numerous other close games, but at regular season's end, the Bruins had captured another Pac-8 title and were looking to reclaim the NCAA title.

The Bruins won their first playoff game in overtime and their second by just three points. They won the West Regional title behind Johnson's 35-point effort in an 89-75 victory over Arizona State.

In the national semifinals, the Bruins defeated Louisville in overtime, 75-74, behind Washington's 26 points. Following the game, Wooden announced his retirement.

That meant his great career would end against

### 1975 National Champions (28-3)



**BACK ROW (L to R):** John Wooden, Gary Cunningham, Marques Johnson, Dave Meyers, Richard Washington, Ralph Drollinger, Brett Vroman, Wilbert Olinde, Casey Corliss, Frank Arnold and Len Friedman (Manager). **FRONT ROW:** Marvin Thomas, Gavin Smith, Jim Spillane, Raymond Townsend, Pete Trgovich and Andre McCarter.

Kentucky in the NCAA title game. Only six Bruins played against the Wildcats, but they combined for a 92-85 victory. Washington tossed in 28 points, Meyers added 24 and Drollinger came off

the bench to grab 13 rebounds. John Wooden's last career victory accounted for UCLA's 10th NCAA title in 12 years, a record that will never be matched.



## 1995


It had been 20 years since UCLA won its last NCAA title and 15 seasons since the Bruins were in a Final Four. But UCLA, behind the talented senior trio of Ed O'Bannon, Tyus Edney and George Zidek, put it all together to beat defending NCAA champion Arkansas 89-78 for the national championship. The Bruins established a single season record for most wins (32 victories, against just one loss) and ended the year with 19 straight wins.

O'Bannon led the way in the NCAA title game against Arkansas with 30 points and 17 rebounds and was named the Final Four's Most Outstanding Player. O'Bannon was showered with accolades following his senior season—Player of the Year honors from the John R. Wooden Award, Chevrolet/CBS, USBWA and *Basketball Weekly* and Pacific-10 co-Player of the Year. For the season, he led the Bruins in scoring (20.4), rebounding (8.3) and three-point field goal (43.3) and free throw percentage (78.5).

Edney, who was brilliant during the NCAA Tournament—he was named the Most Outstanding Player in the West Regional and his last second full-court dash against Missouri in the second round propelled the Bruins into the Sweet 16—was unable to play much against Arkansas in the championship contest. He suffered a severe sprained right wrist against Oklahoma State in the semifinals, and played less than three minutes against the Razorbacks. Sophomore Cameron Dollar filled in admirably for Edney in the championship game and scored six points. Edney was second on the team in scoring (14.3) and led the Bruins in assists (6.8) and steals (2.3). He was honored with the Frances Pomeroy Naismith Award, given annually to the nation's best player under six-feet tall.

Zidek, a season-long stalwart on the court and in the classroom, saved his best performances for the Final Four. He was able to contain Oklahoma State's Bryant Reeves in UCLA's semifinal victory over the Cowboys and held Corliss Williamson, the 1994 NCAA Final Four Most Outstanding Player, in check during UCLA's championship win over Arkansas. Zidek, who averaged 10.6 points and 5.4 rebounds, was a first-team GTE Academic All-American.

Also helping lead the Bruins to the NCAA title were four underclassmen—sophomore Charles O'Bannon,



**BACK ROW (L to R):** Tyus Edney, Marquis Burns, Charles O'Bannon, Kevin Dempsey, Ed O'Bannon, Ike Nwankwo, George Zidek, omm'A Givens, J. R. Henderson, Bob Myers, Toby Bailey, Kris Johnson and Cameron Dollar. **MIDDLE ROW:** David Boyle, Steve Lavin, Mark Gottfried, Jim Harrick, Lorenzo Romar, Phil Frye and Tony Spino. **BOTTOM ROW:** Tony Luftman, Richard Klinger, Greg Buonaccorsi (Manager), Brendan Jacobson and Andrew Pruter.


who started every game in the 1994-95 campaign, and during the Tournament averaged double figures (11.5 ppg) and was UCLA's second-leading rebounder (5.2); Dollar, who played in every game, and in the NCAA title game, stepped into the point guard role and played a then career-high 36 minutes and dished out eight assists; true freshman Toby Bailey, who erupted for a career-high 26 points in the NCAA championship game and in the West Region final vs. Connecticut, and who earned

All-Tournament honors at both the Final Four and West Regionals; and true freshman J. R. Henderson, whose consistent play throughout the regular season and the post-season earned him Pac-10 All-Freshman first-team honors.


Head Coach Jim Harrick, who was named the 1995 Naismith and NABC National Coach of the Year and the Pac-10 Coach of the Year, was assisted by Mark Gottfried, Lorenzo Romar, Steve Lavin and David Boyle.



**Tyus Edney**



**Charles O'Bannon**



**Ed O'Bannon**



## NIT CHAMPIONSHIP TEAM

1985

The 1984-85 season began slowly for new head coach Walt Hazzard and his Bruins. Playing a tough early-season schedule, the Bruins won just three of their first nine games, losing at DePaul, Memphis State, Brigham Young and St. John's.

Shortly after the first of the year, the Bruins began to turn things around. A double-overtime victory over Oregon began a stretch of seven games during which the Bruins won six times, moving into first place in the Pacific-10 Conference with a 6-2 record. A one-point, double-overtime defeat to USC started a four-game losing streak that dropped UCLA's overall record to 9-11.

Then the Bruins caught fire, winning four straight games, including a 75-65 victory over Louisville, before suffering a disappointing two-point, four-overtime loss to USC in Pauley Pavilion. That was the last loss of the Bruins' season. They were later selected to play in the NIT.

Montana and Nebraska were UCLA's first two victims, setting up a contest against Fresno State with the winner advancing to the Final Four. Thanks to a stifling defense, the Bruins defeated the Bulldogs, 53-43, and four days later, faced Louisville in the semifinals in Madison Square Garden. Brad Wright's career-high 23 points powered the Bruins past the Cardinals (75-66) and into the title game against Indiana. Tournament Most Outstanding Player Reggie Miller and All-Tournament guard Nigel Miguel scored 18 points each to lead the

1985 National Invitational Tournament Champions (21-12)



**BACK ROW (L to R):** Reggie Miller, Darryl Morris, Corey Gaines, Jeff Dunlap, Jerald Jones, Jack Haley, Kelvin Butler, Montel Hatcher, Craig Jackson, Dave Immel. **MIDDLE ROW:** Greg DuPuis (Manager), Kris Jason, Andre McCarter, Walt Hazzard, Jack Hirsch, Sidney Wicks, Tony Spino. **FRONT ROW:** Gary Maloncon, Nigel Miguel, Brad Wright.

Bruins to their first ever NIT championship, 65-62.

Overall, the Bruins won their final eight games to finish with a record of 21-12. Miller (15.2) and senior Gary Maloncon (8.9) were the starting forwards, senior Wright (10.5 points and 8.7 rebounds) was the center while

senior Miguel (12.0) and sophomore Montel Hatcher (8.4) completed the starting lineup.



On Dec. 23, 2003, the basketball floor in Pauley Pavilion was named "Nell and John Wooden Court" after legendary Bruin Head Coach John Wooden and his late wife Nell. More than 60 of Coach Wooden's players attended to honor the coach and his wife.





UCLA's basketball program has the international reputation of being No. 1. There is a major reason for that — his name is John Robert Wooden, who announced his retirement after the 1974-75 season (his 27th campaign) as the Bruins' head coach with the winningest record in all of the

sport's history. Wooden celebrated his 97th birthday on Oct. 14, 2007.

Wooden concluded his 40 years as a head coach that season and his 885-203 overall career win-loss record (a percentage of .813) is unequalled. A large part of that success was at UCLA. In 27 years as Bruin coach, his teams registered 620 wins, and only 147 losses while earning far more national honors than any other university.

Under Wooden, UCLA won an unprecedented 10 NCAA championships, including seven consecutive (1966-73). Included in the string is one of the most amazing win streaks in all of sports, 38 straight NCAA tournament victories.

In addition, there is the all-time NCAA consecutive winning-streak record of 88 games over four seasons, which included consecutive 30-0 seasons in 1971-72 and 1972-73. UCLA also won 149 of 151 games in Pauley Pavilion during his Bruin tenure.

John Wooden is the only coach to compile four

undefeated seasons of 30-0 and his Bruin teams captured 19 conference championships (the record of which Wooden is most proud).

Coach Wooden is the first person to be inducted into the National Basketball Hall of Fame as both a player and coach.

Complimenting the honors listed elsewhere in his biography, Wooden also has received two others he is especially proud of: being named the 1969 "Outstanding Basketball Coach of the U.S." by his denomination, the Christian Church, for his services to collegiate basketball and the community. The other is having his hometown of Martinsville, Indiana, naming a street after him and at the same time serving as the 1969 King of the famed Morgan County Fall Foliage Festival and Grand Marshal of the Festival Parade. Their high school gymnasium also bears his name.

Born in Hall, IN on Oct. 14, 1910, Wooden attended high school there and won all-state prep honors in basketball three consecutive years, leading Martinsville High to the Indiana State title in 1927 and runner-up in 1926 and 1928.

At Purdue University, he won letters in basketball and baseball his freshman year and later earned All-American honors as a guard on the basketball team from 1930-32. He captained Purdue's basketball teams of 1931 and 1932 and led the Boilermakers to two Big Ten titles and the 1932 national championship.

Wooden's name was inscribed on Purdue's academic honor roll and he was awarded the 1932 Big Ten Conference medal for outstanding merit and proficiency in scholarship and athletics.

Shortly after graduating from Purdue in 1932,

he married his charming wife, Nell. He then began his teaching career at Dayton High School in Kentucky where he coached numerous sports. After two years, he returned to the state of Indiana where he coached basketball, baseball and tennis at South Bend Central High School and taught English for nine years. His impressive 11-year prep coaching record was 218-42.

World War II interrupted his coaching career as he served as a full lieutenant in the U.S. Navy from 1943-46. Following his discharge in 1946, he went to Indiana Teachers College (now Indiana State University) as athletic director, basketball and baseball coach for two seasons prior to moving to UCLA.

Wooden and his wife, Nell, who died in Los Angeles on March 21, 1985, were married for 53 years. Parents of a son, James Hugh, and a daughter, Nancy Anne, John has seven grandchildren and 13 great-grandchildren. On Dec. 20, 2003, the basketball floor in Pauley Pavilion was dedicated "Nell and John Wooden Court."

## Legendary Coach John R. Wooden



## COACH WOODEN'S HONORS AND ACCOLADES

1930 — All-American basketball player at Purdue  
 1931 — All-American basketball player at Purdue  
 1932 — All-American basketball player at Purdue  
 1932 — College Basketball "Player of the Year"  
 1932 — Big Ten Conference Medal for Proficiency in Scholarship and Athletics  
 1943 — All-Time All-American Basketball team, Helms Athletic Foundation  
 1960 — Inducted to the National Basketball Hall of Fame as a player  
 1964 — Indiana Basketball Hall of Fame, First Group  
 1964 — California "Father of the Year"  
 1964 — NCAA College Basketball "Coach of the Year"  
 1967 — NCAA College Basketball "Coach of the Year"  
 1969 — NCAA College Basketball "Coach of the Year"  
 1970 — *The Sporting News* "Sports' Man of the Year"  
 1970 — NCAA College Basketball "Coach of the Year"  
 1971 — Friar's Club "Coach of the Century"  
 1972 — NCAA College Basketball "Coach of the Year"  
 1972 — Inducted into the National Basketball Hall of Fame, as a coach (first person inducted in more than one category)  
 1973 — NCAA College Basketball "Coach of the Year"  
 1973 — *Sports Illustrated* "Sports' Man of the Year"  
 1973 — UCLA Honorary "Alumnus of the Year"  
 1973 — Whitney M. Young, Jr., National Urban League Memorial Award for Humanitarianism  
 1973 — Campbell College "Honorary Doctorate of Humanities"

1974 — First Annual Dr. James Naismith Peach Basket Award for outstanding contributions to basketball  
 1974 — First Annual National Layman's Leadership Institute Velvet Covered Brick Award for Christian Leadership  
 1974 — First John Bunn Hall of Fame Service Award  
 1974 — California "Grandfather of the Year" Award by National Father's Day Committee  
 1975 — California Sports Father of the Year Award  
 1984 — Indiana State Athletic Hall of Fame  
 1985 — Bellarmine Medal of Excellence — First sports figure to be honored following such figures as Mother Teresa and Walter Cronkite  
 1993 — First CASEY Award for exceptional service in amateur athletics  
 1993 — Sportslink "Pathfinder Award" to Hoosier with extraordinary service on behalf of American youth  
 1994 — Inducted into GTE/Academic All-America Hall of Fame  
 1994 — *Sports Illustrated* "40 for the Ages"  
 1994 — Landry Medal for Inspiration to American youth  
 1995 — The Frank G. Wells Disney Award  
 1995 — Lexington Theological Seminary Service to Mankind Award  
 1995 — Reagan Distinguished American Award  
 1995 — AYA Humanitarian of the Year  
 1995 — NCAA Theodore Roosevelt Sportsman Award  
 1996 — Given Sixth Victor Award from City of Hope

1998 — ICON Award, UCLA Center on Aging  
 1998 — Roy Firestone Award, Westcoast Sports Associates  
 1998 — Corvette Award, St. Vincent Medical Center  
 1999 — Named by ESPN as the Greatest Coach of the 20th Century  
 1999 — San Pedro Boys and Girls Club Service to Youth award  
 2000 — Naismith Men's College Coach of the 20th Century  
 2000 — University of Louisville "Honorary Doctorate of Public Service"  
 2001 — 25th Anniversary of the John R. Wooden Award  
 2002 — Charter Member, Pac-10 Hall of Honor  
 2003 — Awarded U.S. Medal of Freedom by President George W. Bush  
 2003 — (Dec. 20) "Nell and John Wooden Court" in Pauley Pavilion  
 2005 — (Oct. 24) NCAA President's Gerald R. Ford award  
 2006 — Named one of 100 (No. 5) Most Influential Student-Athletes in NCAA history  
 2006 — Reseda Post Office named Coach John Wooden Post Office (Oct. 14)  
 2006 — Named to founding class of the Collegiate Basketball Hall of Fame (Nov. 19)  
 2008 — Inducted into the Los Angeles Memorial Coliseum's Court of Honor (May 20)

# LEGENDARY COACH JOHN R. WOODEN

The UCLA Bruins Greet John Wooden at the John R. Wooden Classic at Honda Center in Anaheim, Calif.



## THE WOODEN LEGACY

### HIGH SCHOOL COACHING RECORD

Years	Wins	Losses	Pct.
11	218	42	.838

### RECORD AT INDIANA STATE

Years	Wins	Losses	Pct.
2	47	14	.778

### CONFERENCE RECORD AT UCLA

Years	Wins	Losses	Pct.
27	316	68	.823

### OVERALL RECORD AT UCLA

Years	Wins	Losses	Pct.
27	620	147	.808

### ALL-TIME COACHING RECORD

Years	Wins	Losses	Pct.
40	885	203	.813

Wooden coached two seasons at Dayton (Ky.) High School and nine seasons at South Bend (Ind.) Central High School. He coached two seasons at Indiana State, in Terre Haute, Ind., before coming to UCLA.

